

Local Control Funding Formula (LCFF) Budget Overview for Parents Template

Developed by the California Department of Education, November 2022

LCFF Budget Overview for Parents Data Entry Instructions

These instructions are for the completion of the Local Control Funding Formula (LCFF) Budget Overview for Parents.

Notice that there are six tabs along the bottom of the workbook titled: 'Title Page', 'Instructions', 'Data Input', 'Narrative Responses', 'Template', and 'Accessibility'. The local educational agency (LEA) will enter its data in the 'Data Input' tab and then respond to the available prompts in the 'Narrative Responses' tab; please note that certain prompts in the 'Narrative Responses' tab are conditional. This information will automatically populate the 'Template' pages of the Budget Overview for Parents with the information. The tabs 'Title Page', 'Instructions', 'Data Input', and 'Narrative Responses' are "inward facing" and are intended for use by LEA personnel. The information contained in the 'Template' tab will be "outward facing", or the information that will be available to the LEA's parents and educational partners. To start, ensure that you are on the 'Data Input' worksheet by clicking on the 'Data Input' in the lower left hand side.

***NOTE: The "High Needs Students" referred to below are Unduplicated Students for LCFF funding purposes.**

Data Input Tab Instructions

LEA Information (rows 2-4)

The LEA must enter the LEA name, county district school (CDS) code (14 digits), and LEA contact information (name, phone number and email address) in the corresponding blue

Coming LCAP Year (row 5): Enter the upcoming fiscal year for which the Local Control and Accountability Plan (LCAP) is adopted or updated on or before July 1. Enter in this format 20XX-XX.

Current LCAP Year (row 6): Enter the current fiscal year for which the previous LCAP was adopted or updated on July 1. Enter in this format 20XX-XX.

Projected General Fund Revenue for the Coming School Year

All amounts should be entered in the gray boxes adjacent to the corresponding amount title. The coming school year (as indicated in row 5) means the fiscal year for which an LCAP is adopted or updated by July 1.

- **Total LCFF funds (row 9):** This amount is the total amount of LCFF funding (including supplemental & concentration grants) the LEA estimates it will receive pursuant to California *Education Code (EC)* sections 2574 (for county offices of education) and 42238.02 (for school districts and charter schools), as applicable for the coming school year. This amount is the amount indicated in the Standardized Account Code Structure (SACS) Budget Fund Form 01, Column F, row A.1 (LCFF Sources).

- **LCFF supplemental & concentration grants (row 10):** This amount is the total amount of LCFF supplemental and concentration grants the LEA estimates it will receive on the basis of the number and concentration of low income, foster youth, and English learner students as determined pursuant to *California Code of Regulations*, Title 5 (5 CCR) Section 15496(a)(5), pursuant to *EC* sections 2574 and 42238.02, as applicable for the coming school year.

Not for Inclusion in the Template

•**All other state funds (row 12):** This amount is the total amount of other state funds (do not include LCFF funds) the LEA estimates it will receive.

•**All local funds (row 13):** This amount is the total amount of local funds and entitlements the LEA estimates it will receive.

• **All federal funds (row 14):** This amount is the total amount of federal funds (including all Every Student Succeeds Act Title funds) the LEA estimates it will receive.

The total of the Projected General Fund Revenue should equal the amount indicated in the SACS Budget Fund Form 01, Column F, row A.5 (Total Revenues).

Total Budgeted Expenditures for the Coming School Year

~~Total Budgeted General Fund Expenditures (row 17):~~ This amount is the LEA's total budgeted General Fund expenditures for the coming school year as indicated on SACS Budget Fund Form 01, column F, Row B.9 (Total Expenditures). The General Fund is the main operating fund of the LEA and accounts for all activities not accounted for in another fund. All activities are reported in the General Fund unless there is a compelling reason to account for an activity in another fund. For further information please refer to the California School Accounting Manual (<http://www.cde.ca.gov/fg/ac/sa/>). (Note: For some charter schools that follow governmental fund accounting, this amount is the total budgeted expenditures in the Charter Schools Special Revenue Fund. For charter schools that follow the not-for-profit accounting model, this amount is total budgeted expenses, such as those budgeted in the Charter Schools Enterprise Fund.)

• **Total Budgeted Expenditures in the LCAP (row 18):** This is the total amount of budgeted expenditures for the planned actions to meet the goals included in the LCAP for the coming school year.

• **Total Budgeted Expenditures for High Needs Students in the LCAP (row 19):** This is the total amount of the LCFF funds budgeted to implement the planned actions and services included in the LCAP that are identified as contributing to the increased or improved services for high needs students pursuant to *EC* Section 42238.07.

Expenditures for High Needs Students in the Current School Year

• **Total Budgeted Expenditures for High Needs Students in the LCAP (row 22):** This is the total amount of the LCFF funds budgeted to implement the planned actions and services included in the LCAP that are identified as contributing to the increased or improved services for high needs students pursuant to *EC* Section 42238.07 for the current school year.

• **Actual Expenditures for High Needs Students in the LCAP (row 23):** This is the total of the estimated actual expenditures of LCFF funds to implement the actions and services included in the LCAP that are identified as contributing to the increased or improved services for high needs students pursuant to *EC* Section 42238.07, as reflected in the Annual Update for the current LCAP year.

Narrative Responses Tab Instructions

The LEA's response for each prompt is limited to 75 words. Double click on the applicable cell to respond to the required prompt(s). Please note that certain prompts are conditional, based on the data provided in the 'Data Input' tab.

• **Brief description for General Fund Expenditures (row 3):** Briefly describe any of the General Fund Budget Expenditures for the current school year that are not included in the Local Control and Accountability Plan.

• **Brief description for High Needs Students (row 4):** If the amount on line 19 ('Data Input' tab) is less than the amount on line 10 ('Data Input' tab), a prompt will appear and the LEA must provide a brief description of the additional actions it is taking to meet its requirement to increase or improve services for high needs students.

Note: If no prompt appears, the LEA is not required to supply a description.

Note: It may be necessary to adjust the row height to display the entire prompt.

• **Brief description for actual expenditures for high needs students (row 5):** If the amount in line 22 ('Data Input' tab) is greater than the amount in line 23 ('Data Input' tab), a prompt will appear and the LEA must provide a brief description of how the difference impacted the actions and services and overall increased or improved services for high needs students in the current fiscal year pursuant to *EC* Section 42238.07.

Note: If no prompt appears, the LEA is not required to supply a description.

Note: It may be necessary to adjust the row height to display the entire prompt.

LCFF Budget Overview for Parents: Data Input

Local Educational Agency (LEA) name:	Para Los Niños - Evelyn Thurman Gratts Primary
CDS code:	19 64733 0122630
LEA contact information:	Cecy Carol
Coming School Year:	2023-2024
Current School Year:	2022-2023

*NOTE: The "High Needs Students" referred to in the tables below are Unduplicated Students for LCFF funding purposes.

Projected General Fund Revenue for the 2023-2024 School Year		Amount
Total LCFF funds	\$	2,281,178
LCFF supplemental & concentration grants	\$	615,415
All other state funds	\$	1,460,918
All local funds	\$	176,939
All federal funds	\$	828,758
Total Projected Revenue	\$	4,747,793
Total Budgeted Expenditures for the 2023-2024 School Year		Amount
Total Budgeted General Fund Expenditures	\$	4,747,793
Total Budgeted Expenditures in the LCAP	\$	4,036,599
Total Budgeted Expenditures for High Needs Students in the LCAP	\$	615,930
Expenditures not in the LCAP	\$	711,194
Expenditures for High Needs Students in the 2022-2023 School Year		Amount
Total Budgeted Expenditures for High Needs Students in the LCAP	\$	769,306
Actual Expenditures for High Needs Students in LCAP	\$	669,493

LCFF Budget Overview for Parents: Narrative Responses

LCFF Budget Overview for Parents Narrative Responses Sheet

Required Prompt(s)	Response(s)
<p>Briefly describe any of the General Fund Budget Expenditures for the school year not included in the Local Control and Accountability Plan (LCAP).</p>	<p>District-wide network support lead staff, encroachment, other operational costs, legal fees, insurance, capital outlay, and non-capitalized equipment.</p>
<p>A prompt may display based on information provided in the Data Input tab.</p>	<p>[Respond to the prompt here; if there is no prompt, a response is not required.]</p>
<p>The total actual expenditures for actions and services to increase or improve services for high needs students in 2022-2023 is less than the total budgeted expenditures for those planned actions and services. Briefly describe how this difference impacted the actions and services and the overall increased or improved services for high needs students in 2022-2023.</p>	<p>Staff turnover and the absence of salary expenses during recruitment to back-fill roles created a decrease in expenses for planned expenses for actions, in addition to leveraging other funds to cover the cost for expenses caused a decrease as well. Although expenses were less than budgeted, PLN still spent more than the total allocation for Supplemental & Concentration funds for this site.</p>

LCFF Budget Overview for Parents

Local Educational Agency (LEA) Name: Para Los Niños - Evelyn Thurman Gratts Primary

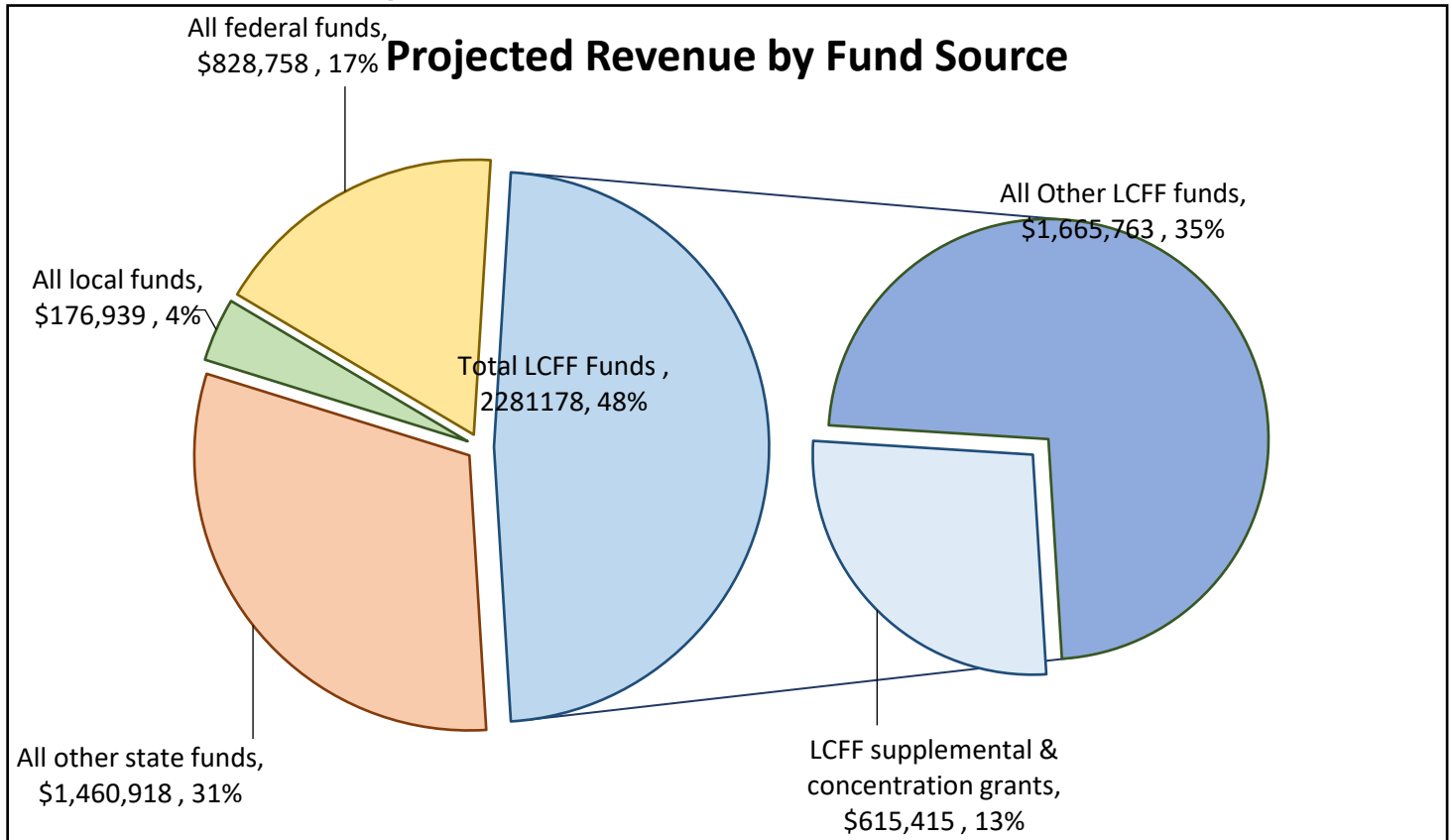
CDS Code: 19 64733 0122630

School Year: 2023-2024

LEA contact information: Cecy Carol

School districts receive funding from different sources: state funds under the Local Control Funding Formula (LCFF), other state funds, local funds, and federal funds. LCFF funds include a base level of funding for all LEAs and extra funding - called "supplemental and concentration" grants - to LEAs based on the enrollment of high needs students (foster youth, English learners, and low-income students).

Budget Overview for the 2023-2024 School Year

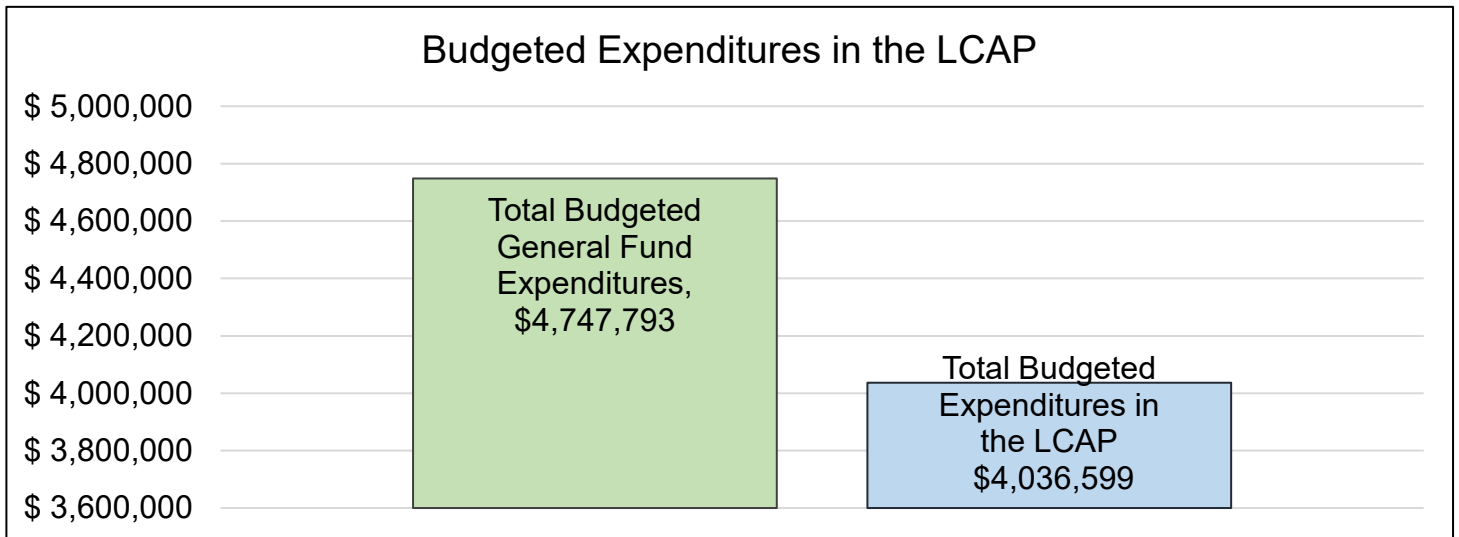


This chart shows the total general purpose revenue Para Los Niños - Evelyn Thurman Gratts Primary expects to receive in the coming year from all sources.

The text description for the above chart is as follows: The total revenue projected for Para Los Niños - Evelyn Thurman Gratts Primary is \$4,747,793.00, of which \$2,281,178.00 is Local Control Funding Formula (LCFF), \$1,460,918.00 is other state funds, \$176,939.00 is local funds, and \$828,758.00 is federal funds. Of the \$2,281,178.00 in LCFF Funds, \$615,415.00 is generated based on the enrollment of high needs students (foster youth, English learner, and low-income students).

LCFF Budget Overview for Parents

The LCFF gives school districts more flexibility in deciding how to use state funds. In exchange, school districts must work with parents, educators, students, and the community to develop a Local Control and Accountability Plan (LCAP) that shows how they will use these funds to serve students.



This chart provides a quick summary of how much Para Los Niños - Evelyn Thurman Gratts Primary plans to spend for 2023-2024. It shows how much of the total is tied to planned actions and services in the LCAP.

The text description of the above chart is as follows: Para Los Niños - Evelyn Thurman Gratts Primary plans to spend \$4,747,793.00 for the 2023-2024 school year. Of that amount, \$4,036,599.00 is tied to actions/services in the LCAP and \$711,194.00 is not included in the LCAP. The budgeted expenditures that are not included in the LCAP will be used for the following:

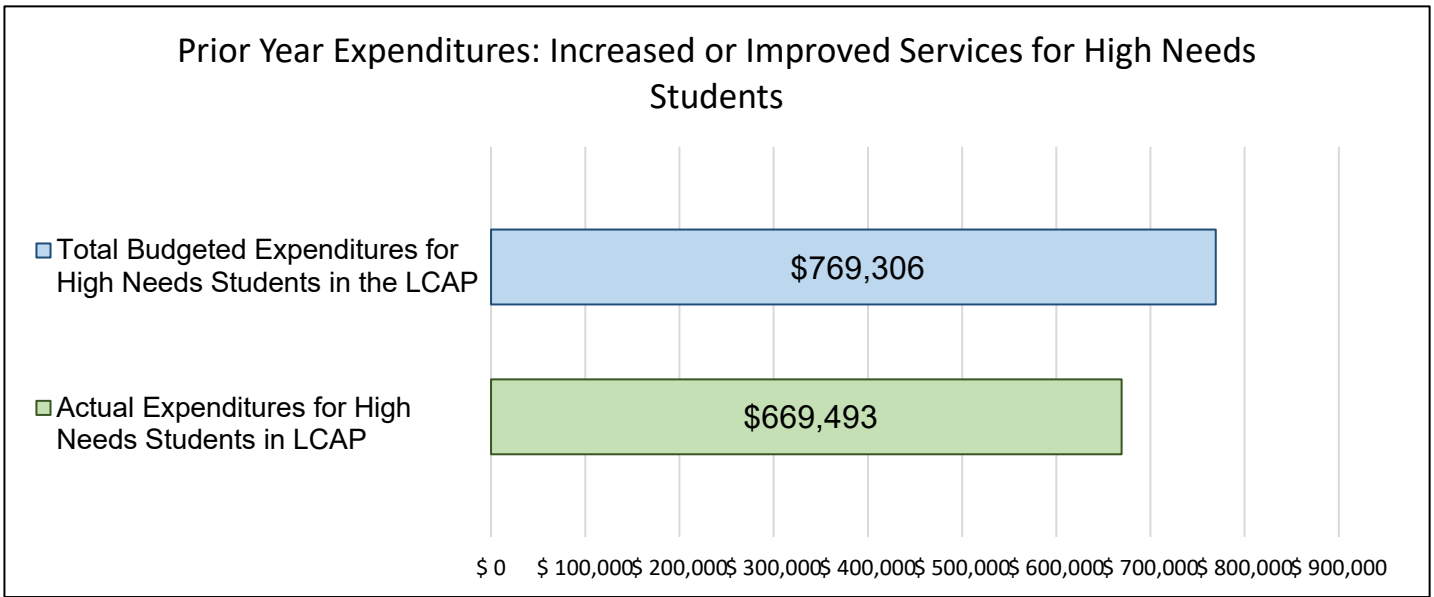
District-wide network support lead staff, encroachment, other operational costs, legal fees, insurance, capital outlay, and non-capitalized equipment.

Increased or Improved Services for High Needs Students in the LCAP for the 2023-2024 School Year

In 2023-2024, Para Los Niños - Evelyn Thurman Gratts Primary is projecting it will receive \$615,415.00 based on the enrollment of foster youth, English learner, and low-income students. Para Los Niños - Evelyn Thurman Gratts Primary must describe how it intends to increase or improve services for high needs students in the LCAP. Para Los Niños - Evelyn Thurman Gratts Primary plans to spend \$615,930.00 towards meeting this requirement, as described in the LCAP.

LCFF Budget Overview for Parents

Update on Increased or Improved Services for High Needs Students in 2022-2023



This chart compares what Para Los Niños - Evelyn Thurman Gratts Primary budgeted last year in the LCAP for actions and services that contribute to increasing or improving services for high needs students with what Para Los Niños - Evelyn Thurman Gratts Primary estimates it has spent on actions and services that contribute to increasing or improving services for high needs students in the current year.

The text description of the above chart is as follows: In 2022-2023, Para Los Niños - Evelyn Thurman Gratts Primary's LCAP budgeted \$769,306.00 for planned actions to increase or improve services for high needs students. Para Los Niños - Evelyn Thurman Gratts Primary actually spent \$669,493.00 for actions to increase or improve services for high needs students in 2022-2023. The difference between the budgeted and actual expenditures of \$99,813.00 had the following impact on Para Los Niños - Evelyn Thurman Gratts Primary's ability to increase or improve services for high needs students:

Staff turnover and the absence of salary expenses during recruitment to back-fill roles created a decrease in expenses for planned expenses for actions, in addition to leveraging other funds to cover the cost for expenses caused a decrease as well. Although expenses were less than budgeted, PLN still spent more than the total allocation for Supplemental & Concentration funds for this site.

Accessibility Information

This workbook contains 3 dynamic charts located in the 'Template' tab. The chart in cell A7 with the title "Projected Revenue by Fund Source", the full text description is located in cell A9. The chart in cell A11 with the title "Budgeted Expenditures in the LCAP", the full text description is located in cell A13. The chart in cell A16 with the title "Prior Year Expenditures: Increased or Improved Services for High Needs Students", the full text description is located in cell A18.

Local Control and Accountability Plan

The instructions for completing the Local Control and Accountability Plan (LCAP) follow the template.

Local Educational Agency (LEA) Name	Contact Name and Title	Email and Phone
Para Los Niños - Evelyn Thurman Gratts Primary	Cecy Carol Principal	ccarol@paralosninos.org 213-481-3200

Plan Summary 2023-2024

General Information

A description of the LEA, its schools, and its students in grades transitional kindergarten-12, as applicable to the LEA.

Since 1980 Para Los Niños has worked to support children in their journey towards a more successful future. Para Los Niños provides comprehensive and integrated educational and family services that support the whole child from infancy through successive stages of school and life. Para Los Niños Gratts Primary Center provides transitional kindergarten, kindergarten, first grade, and second grade. Families enrolled at Para Los Niños Gratts Primary Center have access to a wide range of services provided by Para Los Niños. We understand that in order for our students to be successful academically their physical and emotional needs must be supported both at school and at home. Para Los Niños offers qualifying children, and their families support through the following programs: Clinical Services PLN provides ongoing mentoring, problem solving, and socio-emotional support for children struggling through transitions, difficulty managing emotions, feelings of depression/anxiety and victims of community violence. Our approach is evidence-based, family and child centered. Para Los Niños Gratts Primary Center, serving the children of working families in downtown Los Angeles, strives to cultivate and to celebrate the potential within each child and equip students with skills, knowledge and confidence necessary to pursue excellence and succeed in a multi-cultural world.

Through a relationship-based approach and Multi-Tiered System of Support, we provide an educational program that addresses academic, social and emotional learning and, ultimately, the wellness of our students. We have an intense focus on the whole child, understanding that children live and learn within the context of a family, and a family lives and learns within the context of a community. As part of a non-profit organization, we strive to personalize our educational approach for every student by providing comprehensive and accessible support in our schools which begin from infancy and range to middle school. We are in constant pursuit of accelerated learning, through assessment and data-driven data decision-making. Through an interdisciplinary, arts-infused approach to mastery of grade level standards, our students – the overwhelming majority of whom are English Learners – are provided with multiple ways to succeed and express their learning.

MISSION
 The mission of the Para Los Niños-Evelyn Thurman Gratts Primary Center is to help children and their families succeed in school and in life. In keeping with the vision for Para Los Niños as an organization, our school is a center for urban education providing students and their families with all the support and tools necessary to ensure academic success.

Reflections: Successes

A description of successes and/or progress based on a review of the California School Dashboard (Dashboard) and local data.

Para Los Niños Evelyn Thurman Gratts has a lower Chronic Absenteeism percentage across all students and numerically significant student groups. Gratts had 9.7% absent 10 percent or more of the instructional days they were enrolled compared to the State at 30%. Though Gratts holds a significantly lower percentage than the State, the objective is to continue decreasing the percentage of chronic absenteeism in all students. At Gratts, when a student is chronically absent, several support actions are taken. The school's Family Specialist contacts families to better understand the absences and to offer any support items that may be available (ex. TAP card for public transportation). Subsequently, the family meets with the principal regarding the importance of school and the impact absences have on academics. Resources from Attendance Works website provide visuals and helpful information for families. Families are then placed on an attendance tracker to continue to support them. Finally, the goal is to decrease absences and ideally prevent students from being chronically absent. Student Site Council and Learning with the Principal are spaces used to educate families on the importance of attendance in the hope of preventing chronic absenteeism.

Para Los Niños Evelyn Thurman Gratts had 0.4% of students suspended at least once compared to the State's percentage of 3.1%. Gratts' significant student groups are also lower than the State's percentages. Gratts is committed to implementing restorative approaches when addressing student choices that are not in alignment with our expectation. Throughout the school year, classrooms spend time learning about social-emotional well-being and practicing putting it into action. There are opportunities for students to be part of social skills groups with the school's social worker. If current support does not meet the needs of the student, Gratts works as a team with the family, teacher, and outside support to provide the necessary support. The goal is for all students to work through any conflict and receive the necessary resources.

In math, Para Los Niños Evelyn Thurman Gratts averaged -29.9 compared to the State's average of -51.7. Gratts averaged 21.8 percentage points better than the State's average, which is a significant difference. Gratts strives to continue closing the gap with new and improved systems in place for the 2022 – 2023 school year. Following a similar model from ELA learning academies, Gratts added three math learning academies cycles that will focus on mClass math skills and grade level standards. Due to being a new system, data dialogs and professional development will occur throughout the school year to support the staff's growth on the subject. Gratts will also add math progress monitoring to its expectations to track students' growth. With the new additions, Gratts managed to increase the percentage of student at benchmark from 12% (BOY 2022) to 41% (MOY 2023) exceeding last 2022's EOY by 10%.

Reflections: Identified Need

A description of any areas that need significant improvement based on a review of Dashboard and local data, including any areas of low performance and significant performance gaps among student groups on Dashboard indicators, and any steps taken to address those areas.

In ELA, Para Los Niños Evelyn Thurman Gratts Primary Center (Gratts) averaged -37.4 compared to the State's Average of -12.2. Recognizing that Gratts was 25.2 percentage points aware from stand, the school has implemented improved systems for the 2022 – 2023 school year. To continue supporting students, Gratts will complete three ELA learning academy cycles during the 2022 – 2023 school year. Learning academies are tier-one interventions designed to support skill growth based on mClass skills and grade level standards. Before each cycle, there are scheduled school-wide data dialogs to deepen staff's understanding and set goals as grade levels. In addition, teachers select target students for the trimester to track student growth. As a school, progress monitoring with fidelity will continue to be part of the expectation. With the current improved systems, Gratts increased the percentage of at or above benchmark students from 36% (BOY 2022) to 49% (MOY 2023), which already surpasses the 48% of at or above the benchmark of EOY 2022. Finally, there are no numerically significant student groups to report on for ELA.

In the English Learner Progress Indicator (ELPI), Para Los Niños Evelyn Thurman Gratts averaged 45.3% compared to the State's average of 50.3%. At Gratts, 32% of students progressed at least one ELPI level, and 36% of students maintained their ELPI level. Gratts has the opportunity to continue growing while closing the gap among its ELs. In the 2021-2022 school year, learning academies and fall/spring interventions were created to address the learning gaps created by COVID-19. Gratts will continue to provide intervention to students in addition to providing support to staff and families.

For the 2022- 2023 school year, Gratts has continued to provide tier-one interventions through learning academies to all students including ELs. The goal is to address reading and writing foundations to fortify skills needed in ELPAC Summative. Current data reflects a correlation that previous and current interventions have increased ELs who are at, and above, benchmark compared to the previous school year (37% MOY 22 vs 51% MOY 23). Gratts will continue to monitor ELs in mClass.

Additionally, Gratts' ELPAC coordinator has provided a language acquisition intervention to support the language development of EL students. For staff, they will continue to develop how to best support ELs throughout the day and imbed strategies throughout all the subjects. Furthermore, the ELPAC coordinator provided ELPAC training to ensure teachers are familiar with ELPAC domains and calibrated for scoring ELPAC Summative 2023. Finally, SSC, ELAC, and Learning with the Principal have provided a space for families to learn more about ELs. Families have learned about ELPAC and the process of reclassification. Families have also taken resources home to

support their child's reading and writing skills. Gratts goal is to continue supporting ELs to increase the ELPI percentage.

LCAP Highlights

A brief overview of the LCAP, including any key features that should be emphasized.

Regarding LCAP Goal #1, teachers have continued to develop their error analysis skills in ELA and Math. In addition, as a school, the staff has continued to progress monitor and adjust instruction as needed. Teachers also have more autonomy on topics covered in professional development to further their skill sets and interests. Instructional aides participate in all-day PDs to develop their skill set and do have a dialog about data with their assigned teachers. A challenge has been the change of personnel. Gratts no longer has an Intervention and Assessment coordinator and has fewer Instructional Aides. Gratts has been flexible with the changes and is working on finding a balance to continue making progress towards LCAP goal #1.

Regarding LCAP goal #2, social skills groups and positive behavior assemblies have consistently been scheduled and have supported the positive school environment. Parent workshops occur at least once a week with the support of the Family Specialist. Also, "Learning with the Principal" has become part of a monthly recurrence. A challenge for LCAP Goal #2 would be the percentage of parents participating in the workshops. We currently average 3-5% of parents participating weekly, which is significantly lower than in previous years. As a school, Gratts is exploring better ways to promote events, and identifying topics of greater interest to parents.

Regarding LCAP goal #3, teachers continue to practice the review of grade-level standards to guide their instruction. Teachers use the standard-based report card during their grade-level meetings for long-term planning for the trimester. As of MOY 2023, 49% of students are at and above the benchmark, therefore EOY is predicted to be higher than the previous school year's data.

Comprehensive Support and Improvement

An LEA with a school or schools eligible for comprehensive support and improvement must respond to the following prompts.

Schools Identified

A list of the schools in the LEA that are eligible for comprehensive support and improvement.

Para Los Ninos Gratts Primary Center is not a CSI school, this section does not apply.

Support for Identified Schools

A description of how the LEA has or will support its eligible schools in developing comprehensive support and improvement plans.

Para Los Ninos Gratts Primary Center is not a CSI school, this section does not apply.

Monitoring and Evaluating Effectiveness

A description of how the LEA will monitor and evaluate the plan to support student and school improvement.

Para Los Ninos Gratts Primary Center is not a CSI school, this section does not apply.

Engaging Educational Partners

A summary of the process used to engage educational partners and how this engagement was considered before finalizing the LCAP.

On May 24, 2023 teachers and staff at the LEA were presented with an overview of the proposed 2023-24 LCAP and related planned expenditures. Similarly, on May 25, 2023 families from the LEA were engaged in a meeting about the LCAP plan for 2023-24.

A summary of the feedback provided by specific educational partners.

Teachers and staff at the LEA advocated for the continued inclusion of "Instructional Aides" (Goal 1, Action 1) and "Increase Positive Behavior Assemblies" (Goal 2, Action 3) in the LCAP. Families advocated for "Professional Development" of staff (Goal 3, Action 12) and family workshops (Goal 2, Actions 1 and 2).

A description of the aspects of the LCAP that were influenced by specific input from educational partners.

The continued allocation of resources for family workshops, teacher professional development, and instructional aide positions are driven by feedback from our educational partners.

Goals and Actions

Goal

Goal #	Description
1	Continue to enhance an infrastructure for ongoing collection, monitoring, disaggregation and analysis of multiple types of data (including student demographic and achievement data) in order to: inform instructional decisions; tailor research-based intervention programs; further develop Personal Learning Plans/SST/RTI to address the needs of all subgroups; measure program efficacy; ensure maximization of human, physical, and financial resources; that support the schools mission and goals.

An explanation of why the LEA has developed this goal.

In order to develop and maintain a school culture of collecting, monitoring, error analysis protocols and as a team we acknowledge the need to increase our error analysis protocols opportunities to support schoolwide Personal Learning Plans.

Measuring and Reporting Results

Metric	Baseline	Year 1 Outcome	Year 2 Outcome	Year 3 Outcome	Desired Outcome for 2023-2024
Frequency of Error Analysis Meetings that occur	3x per year	6x per year 3 at each benchmark and 3 at Progress Monitoring.	9x per year 1 previous SY data 3 at each benchmark 5 Progress Monitoring		16x year (2x per month for 8 months)

Actions

Action #	Title	Description	Total Funds	Contributing
1	Instructional Aides	The Instructional Aides will help support targeted student groups through intervention, classroom support for targeted populations, as well as before and after-school support with students, including students with IEPs.	\$271,015.00	Yes
2	Provide teachers with	Recognizing that there are numerous resources for teachers and staff outside of our school,	\$0.00	No

	opportunities for outside training and conferences	this action seeks to have teachers broaden their skills while at the same time bringing back resources to campus that they can share and improve the skills of their peers as well.		
3	Consultant Services	This will help provide targeted training and service to teachers to better serve key groups needing specific supports.	\$3,000.00	Yes

Goal Analysis for 2022-2023

An analysis of how this goal was carried out in the previous year.

A description of any substantive differences in planned actions and actual implementation of these actions.

Action 1: in October of 2023 the LEA's Intervention and Assessment Coordinator stepped into the Interim Principal role at the LEA. As a result, some of the time allocated to deep data analysis was decreased. However, the Interim Principal continued to support teacher and staff development in the use of data to inform instructional decisions with students.

An explanation of material differences between Budgeted Expenditures and Estimated Actual Expenditures and/or Planned Percentages of Improved Services and Estimated Actual Percentages of Improved Services.

The LEA spent less funds than allocated on Action 1, due to the staff member moving into the Interim Principal role as of October 2023.

An explanation of how effective the specific actions were in making progress toward the goal.

Action 2: Instructional Assistants supported small group instruction and the administration of progress monitoring assessments. In turn these assessments provided data for the teachers to review and analyze during the increased data analysis windows.

A description of any changes made to the planned goal, metrics, desired outcomes, or actions for the coming year that resulted from reflections on prior practice.

For the 2023-24 school year, the LEA will no longer allocate funding to Action 1 (Intervention and Assessment Coordinator) and will seek grant funding or donations to replace the funding previously allocated to Goal 1, Action 3 (Provide teachers with opportunities for outside training and conferences).

A report of the Total Estimated Actual Expenditures for last year's actions may be found in the Annual Update Table. A report of the Estimated Actual Percentages of Improved Services for last year's actions may be found in the Contributing Actions Annual Update Table.

Goal

Goal #	Description
2	Create a safe, positive school culture through student and parent engagement.

An explanation of why the LEA has developed this goal.

GPC stakeholders have expressed the benefit of increased sessions of Learning with the Principal, parent workshops and teacher-led learning workshops for families.

Measuring and Reporting Results

Metric	Baseline	Year 1 Outcome	Year 2 Outcome	Year 3 Outcome	Desired Outcome for 2023-2024
% of Parent University workshops led by parents.	New Initiative - 0%	0% of Parent University workshops led by parents	0% of Parent University workshops led by parents		Parents are co-presenters in the workshop series in 3 out of 9 sessions
% of Parents participating in Parent University workshops	New Initiative - 0%	17% of Parents participating in Parent University workshops	9% of Parents participating in Parent University workshops		45% participation
# of Teacher-led workshops	Two teacher/grade level led workshops for families - August/January	Two teacher/grade level led workshops for families -August/January	Two teacher/grade level led workshops for families - August and December		Each individual Teacher/grade level will lead workshops for families -1x per month
# of Positive Behavior Assemblies	One per month - first week of the month	One per month- first week of the month	One per week - Fridays Student and Citizens of the Month - last Thursday of each month		Bi-monthly Positive Behavior Assemblies; 1-led by admin/teachers and 1-led by student (2nd grade).
# of students participating in Social Skills Groups	10 per grade level	All kinder students 15 1st graders	All TK All Kinder Students All 2nd Grade re:		All incoming kinder; 20 1st graders and 20 2nd graders

		15 2nd graders	transition to 3rd grade		
% of chronic absenteeism rate	23% rate of chronic absenteeism	55%	2022/2023 Chronic Absenteeism Rate: 9.78%		12% rate of chronic absenteeism
Overall facility score as reflected on the SARC	2018-2019 Overall SARC Rating Good	2020-2021 Overall SARC Rating: Good	2021-2022 Overall SARC Rating: Good		Overall SARC Rating of Excellent
Student Attendance Rate	2018/2019 SY ADA 94%	2021/2022 SY ADA 91.59%	2022/2023 SY ADA: 90.6%		96%
Suspension Rate	2019/2020 SY 0%	2021/2022 SY 0%	2022/2023 SY: 0%		0%
Expulsion Rate	2019/2020 Expulsion Rate 0%	2021/2022 SY 0%	2022/2023 SY: 0%		0%

Actions

Action #	Title	Description	Total Funds	Contributing
1	Parent University Workshops	With the support of Para Los Ninos departments, develop a series of workshops to implement a Parent University- topics would include but not limited to social-emotional support, parenting classes, reclassification, data analysis.	\$500.00	No
2	Teacher-led workshops	Teachers, with the support of school site coordinators, will develop of monthly grade level led workshops for parents.	\$5,000.00	No
3	Increase Positive Behavior Assemblies	Currently, schoolwide Positive Behavior Assemblies are held monthly. By building parent engagement and understanding of school expectations, we will increase the number of assemblies.	\$5,000.00	Yes
4	Safe Facilities	We ensure that all metrics of the SARC pertaining to facility quality are met by monitoring our facility internally through regional oversight visits. Our director of facilities conducts regular walkthroughs to make sure the school is clean, organized and in good repair. We contract with several different companies to ensure all school space is safe, in good repair, and aesthetically appealing. This includes landscaping, janitorial companies, regular pest	\$367,273.00	Yes

		control, as well as day to day maintenance.		
5	Nursing Services	This will help to provide students with a safe and healthy environment to better be able to participate in school programs. The nurse will also provide targeted support to SWD population to meet the health needs as outlined in their IEP.	\$49,205.00	No
6	Panorama Education	The Panorama Education survey platform is to distribute and extract reports from the annual family and staff surveys.	\$1,800.00	No
7	Clerical Support	These personnel support the school with general items, including school management, communication with parents, and external partners.	\$83,975.00	No
8	After School and Summer Programming	After School and Summer programming is designed to help targeted student groups to close gaps in their academic abilities. Includes staff and programming costs.	\$394,782.00	Yes
9	Field Trips	Field trips contribute to all students receiving a well-rounded educational experience.	\$23,000.00	No
10	Attendance Clerk	Support with decreasing chronic absenteeism for high needs students.	\$78,750.00	Yes

Goal Analysis for 2022-2023

An analysis of how this goal was carried out in the previous year.

A description of any substantive differences in planned actions and actual implementation of these actions.

The only substantive differences between the LEA's planned versus actual implementation of these actions was seen in action 10, "Attendance Clerk". The staff in this position transitioned roles in December 2022. A new staff member was assigned these duties in their place. However, the responsibilities and duties tied to the action continue.

An explanation of material differences between Budgeted Expenditures and Estimated Actual Expenditures and/or Planned Percentages of Improved Services and Estimated Actual Percentages of Improved Services.

The LEA experienced no material differences between budgeted and estimated actual expenditures.

An explanation of how effective the specific actions were in making progress toward the goal.

The actions outlined in Goal 2 effectively made progress towards the goal by decreasing the year-over-year Chronic Absenteeism rates, increasing the positive behavior assemblies to weekly engagements; and exceeding the goal of students engaged in our Social Skills Groups. The LEA continues to work on the improved ADA as part of this goal's outcomes.

A description of any changes made to the planned goal, metrics, desired outcomes, or actions for the coming year that resulted from reflections on prior practice.

The LEA plans no changes to the goals, metrics, desired outcomes or actions of this goal.

A report of the Total Estimated Actual Expenditures for last year's actions may be found in the Annual Update Table. A report of the Estimated Actual Percentages of Improved Services for last year's actions may be found in the Contributing Actions Annual Update Table.

Goal

Goal #	Description
3	Provide all students with high quality instruction through a rigorous Common Core aligned curriculum by providing relevant learning experiences that support student engagement; and supports to ensure academic success among all subgroups (EL, SED, SPED).

An explanation of why the LEA has developed this goal.

As a school site, we currently use our Standards Based Report Card to guide which standards will be taught in each trimester. Staff and admin feel the need to increase the opportunities to review standards in between each trimester, specifically on reviewing instructional practices for all our subgroups.

Measuring and Reporting Results

Metric	Baseline	Year 1 Outcome	Year 2 Outcome	Year 3 Outcome	Desired Outcome for 2023-2024
# of schoolwide review of grade level standards	3x per year	5x per year	8x per year		Bi-Monthly review of standards during grade level meetings.
% of students performing on grade-level in ELA.	64%	48%	57% at or above benchmark of MClass Dibels		80%
# of professional development opportunities around ELD/Special Education strategies.	1x every other month	1x per month	8x per year		2x per month
CAASPP ELA	2018/2019 CAASPP Results for LAUSD GLAYS Grade 3: 25.5% Met or Exceeded Standard	2021/2022 CAASPP Results for LAUSD GLAYS Grade 3: 21.92% Met or Exceeded Standard	Current data not available at the time of this report.		34%
Math CAASPP	2018/2019 CAASPP	2021/2022 CAASPP	Current data not available		37%

	Results for LAUSD GLAYS Grade 3: 27.78% Met or Exceeded Standard	Results for LAUSD GLAYS Grade 3: 17.56% Met or Exceeded Standard	at the time of this report.	
ELPAC Data	2018/2019 Summative ELPAC: 11.47% Proficient	2020/2021 Summative ELPAC: 22.22% Proficient	2021/2022 Summative ELPAC: 19.49% Proficient	30% of students moving up a level as measured by ELPAC
ELL Reclassification Rate	2019/2020 Reclassification Rate: 8.2%	2021/2022 Reclassification Rate: 17.5%	2021/2022 Reclassification Rate: 13.6%	20% Reclassification Rate

Actions

Action #	Title	Description	Total Funds	Contributing
1	Instructional Materials	Purchase of the program and aligned professional development.	\$57,600.00	No
2	ELD Strategy Professional Development	Consultant costs plus associated materials for professional development for students who need support with ELD.	\$500.00	Yes
3	Student Success and Support Coordinator	The Student Success and Support Coordinator ensures that students who need additional support can receive them immediately and in addition that there be a central point-person to coordinate social-emotional support for students on campus.	\$69,458.00	Yes
4	Teachers	This action will help all of our students meet their academic needs in all core content area classes, as well as electives and other additional instructional supports, including special education supports.	\$651,558.00	No
5	Administrator	This action will help coordinate school academics and operations to ensure a successful learning environment for students.	\$197,117.00	Yes
6	Teacher Stipends	This action will help to provide additional academic and extracurricular supports that will ensure a well-rounded academic and school program.	\$45,663.00	No
7	Other Certificated Salaries	Salaries for the following personnel: occupational therapist, reading specialist, school	\$184,048.00	Yes

		psychologist, school social worker, librarian, family case management, and speech and language therapist.		
8	Staff Recruitment	This action focuses on hiring staff that are aligned with the overall mission of the organization - PLN - while at the same time understanding the work, community, and students which we serve. Giving incoming staff clear guidance will help to attract mission-aligned staff and ensure to retain them.	\$12,623.00	No
9	Employee Benefits	Employee benefits for certificated and classified staff.	\$598,359.00	No
10	Food Services	Costs associated with providing all students free breakfast, lunch, and snack throughout the year.	\$115,000.00	No
11	Instructional Aides	These personnel support all students on campus.	\$127,384.00	No
12	Professional Development	General professional development support for teachers and other staff throughout the year.	\$17,695.00	No
13	Special education contract instructors	These services support to SWD.	\$110,150.00	No
14	Educational Software	Purchase of educational software that support the academic programs.	\$17,002.00	No
15	Administrative Services	Shared costs for central administrative support such as human resources, IT, facilities, etc.).	\$549,142.00	No

Goal Analysis for 2022-2023

An analysis of how this goal was carried out in the previous year.

A description of any substantive differences in planned actions and actual implementation of these actions.

The LEA experienced no substantive differences between planned and actual action implementation.

An explanation of material differences between Budgeted Expenditures and Estimated Actual Expenditures and/or Planned Percentages of Improved Services and Estimated Actual Percentages of Improved Services.

The LEA experienced no material differences between budgeted and estimated actual expenditures.

An explanation of how effective the specific actions were in making progress toward the goal.

"Action 1: the LEA successfully engaged in a curriculum adoption process that included voice from education stakeholders. Teachers will begin receiving professional development on the new curriculum during pre-service 2023.
 Actions 2 and 12: the LEA successfully provided professional development for teachers on ELD standards. Teachers worked together to unpack the standards and build components into their lessons.
 Action 3: the Student Success and Support Coordinator offered English Language Development academies to English Learners in advice of Summative ELPAC testing.

Actions 5, 6, 7, and 9: ensured that high quality staff were in place to plan for, and execute, the rigorous instructional work needed in the classrooms.
Action 13: contracted external providers to provide assessments, feedback, and coaching for all supports related to the LEA's Special Education population.

A description of any changes made to the planned goal, metrics, desired outcomes, or actions for the coming year that resulted from reflections on prior practice.

Action 2: 2023-24 funding in this area will be decreased by 50%. Instead the LEA will leverage internal staff capacity to provide the ELD Strategy Professional development.
Action 14: 2023-24 funding in this area will be decreased by 35%. As the LEA continues removing scaffolds put in-place during the pandemic's remote learning era, there is less need for these Educational Software items.

A report of the Total Estimated Actual Expenditures for last year's actions may be found in the Annual Update Table. A report of the Estimated Actual Percentages of Improved Services for last year's actions may be found in the Contributing Actions Annual Update Table.

Increased or Improved Services for Foster Youth, English Learners, and Low-Income Students for 2023-2024

Projected LCFF Supplemental and/or Concentration Grants	Projected Additional LCFF Concentration Grant (15 percent)
\$615,415.00	\$73,908.00

Required Percentage to Increase or Improve Services for the LCAP Year

Projected Percentage to Increase or Improve Services for the Coming School Year	LCFF Carryover — Percentage	LCFF Carryover — Dollar	Total Percentage to Increase or Improve Services for the Coming School Year
36.94%	0.00%	\$0.00	36.94%

The Budgeted Expenditures for Actions identified as Contributing may be found in the Contributing Actions Table.

Required Descriptions

For each action being provided to an entire school, or across the entire school district or county office of education (COE), an explanation of (1) how the needs of foster youth, English learners, and low-income students were considered first, and (2) how these actions are effective in meeting the goals for these students.

The LEA serves a student population that is nearly 87% free or reduced lunch eligible and 54% English Language Learner. Students in these groups make up a significant number of our overall student population and their respective needs are always considered when the LEA is making programmatic decisions. For example, many of our Foster Youth students have lacked stability in their educational journeys, often switching school more frequently than their non-Foster Youth peers. To support this population of students the LEA has invested in additional staff (e.g. teachers, administrators, classified staff, and mental health staff) to reduce the student-staff ratios and increase the likelihood that every child has a positive relationship with at least one caring adult on campus. A subset of these additional staff sit on our School Support Services Team and are responsible for identifying Tier 2 academic, attendance, and social emotional supports for students.

A description of how services for foster youth, English learners, and low-income students are being increased or improved by the percentage required.

To better support foster youth, English learners and low-income students in the 2023-24 school year, the LEA will be investing in a new data analysis platform from Panorama called Panorama's Student Success Platform. The platform will enable the LEA to see intersectional data. like FRL and ELL status, and assign and monitor Tier 2 interventions for all sub group populations. In addition to the costs associated with purchasing the program, the LEA will use LCFF funding to cover the costs associated with the staffing needed to effectively implement these RTI models.

A description of the plan for how the additional concentration grant add-on funding identified above will be used to increase the number of staff providing direct services to students at schools that have a high concentration (above 55 percent) of foster youth, English learners, and low-income students, as applicable.

The LEA will receive \$73,908 in concentration grand add-on funding. These funds will be used for staffing that provides services to our foster youth, English Learners, and low-income students. Examples of the planned expenditures include staffing an additional adult (e.g. Instructional Assistants) in all classrooms to support small group work with English Learners, a Family Specialist to liaison with our Foster Youth families, and a Student Success Coordinator who arrives on campus as early as 7:00 am to provide supervision for students of low-income working families that need the additional supervision to accommodate their work schedules.

Staff-to-student ratios by type of school and concentration of unduplicated students	Schools with a student concentration of 55 percent or less	Schools with a student concentration of greater than 55 percent
Staff-to-student ratio of classified staff providing direct services to students	This section does not apply to charter schools.	This section does not apply to charter schools.
Staff-to-student ratio of certificated staff providing direct services to students	This section does not apply to charter schools.	This section does not apply to charter schools.

Action Tables

2023-2024 Total Planned Expenditures Table

Totals:	LCFF Funds	Other State Funds	Local Funds	Federal Funds	Total Funds	Total Personnel	Total Non-personnel
Totals	\$2,555,177.00	\$798,433.00	\$162,725.00	\$520,264.00	\$4,036,599.00	\$2,466,682.00	\$1,569,917.00

Goal #	Action #	Action Title	Student Group(s)	LCFF Funds	Other State Funds	Local Funds	Federal Funds	Total Funds
1	1	Instructional Aides	English learner (EL), Low Income, Foster Youth	\$46,040.00	\$86,453.00	\$0.00	\$138,522.00	\$271,015.00
1	2	Provide teachers with opportunities for outside training and conferences	All	\$0.00	\$0.00	\$0.00	\$0.00	\$0.00
1	3	Consultant Services	Foster Youth, English learner (EL), Low Income	\$0.00	\$0.00	\$0.00	\$3,000.00	\$3,000.00
2	1	Parent University Workshops	All	\$500.00	\$0.00	\$0.00	\$0.00	\$500.00
2	2	Teacher-led workshops	All	\$5,000.00	\$0.00	\$0.00	\$0.00	\$5,000.00
2	3	Increase Positive Behavior Assemblies	English learner (EL), Foster Youth	\$5,000.00	\$0.00	\$0.00	\$0.00	\$5,000.00
2	4	Safe Facilities	Low Income, Foster Youth, English learner (EL)	\$367,273.00	\$0.00	\$0.00	\$0.00	\$367,273.00
2	5	Nursing Services	All	\$0.00	\$0.00	\$0.00	\$49,205.00	\$49,205.00
2	6	Panorama Education	All	\$1,800.00	\$0.00	\$0.00	\$0.00	\$1,800.00
2	7	Clerical Support	All	\$0.00	\$0.00	\$83,975.00	\$0.00	\$83,975.00
2	8	After School and Summer Programming	English learner (EL), Foster Youth, Low Income	\$0.00	\$394,782.00	\$0.00	\$0.00	\$394,782.00
2	9	Field Trips	All	\$0.00	\$23,000.00	\$0.00	\$0.00	\$23,000.00
2	10	Attendance Clerk	Low Income, Foster Youth, English	\$0.00	\$0.00	\$78,750.00	\$0.00	\$78,750.00

			learner (EL)					
3	1	Instructional Materials	All	\$57,600.00	\$0.00	\$0.00	\$0.00	\$57,600.00
3	2	ELD Strategy Professional Development	English learner (EL)	\$500.00	\$0.00	\$0.00	\$0.00	\$500.00
3	3	Student Success and Support Coordinator	English learner (EL), Low Income, Foster Youth	\$0.00	\$0.00	\$0.00	\$69,458.00	\$69,458.00
3	4	Teachers	All	\$651,558.00	\$0.00	\$0.00	\$0.00	\$651,558.00
3	5	Administrator	English learner (EL), Foster Youth, Low Income	\$197,117.00	\$0.00	\$0.00	\$0.00	\$197,117.00
3	6	Teacher Stipends	All	\$45,663.00	\$0.00	\$0.00	\$0.00	\$45,663.00
3	7	Other Certificated Salaries	English learner (EL), Foster Youth, Low Income	\$0.00	\$184,048.00	\$0.00	\$0.00	\$184,048.00
3	8	Staff Recruitment	All	\$12,623.00	\$0.00	\$0.00	\$0.00	\$12,623.00
3	9	Employee Benefits	All	\$598,359.00	\$0.00	\$0.00	\$0.00	\$598,359.00
3	10	Food Services	All	\$0.00	\$0.00	\$0.00	\$115,000.00	\$115,000.00
3	11	Instructional Aides	All	\$0.00	\$0.00	\$0.00	\$127,384.00	\$127,384.00
3	12	Professional Development	All	\$0.00	\$0.00	\$0.00	\$17,695.00	\$17,695.00
3	13	Special education contract instructors	Student with Disabilities (SWD)	\$0.00	\$110,150.00	\$0.00	\$0.00	\$110,150.00
3	14	Educational Software	All	\$17,002.00	\$0.00	\$0.00	\$0.00	\$17,002.00
3	15	Administrative Services	All	\$549,142.00	\$0.00	\$0.00	\$0.00	\$549,142.00

2023-2024 Contributing Actions Table

1. Projected LCFF Base Grant	2. Projected LCFF Supplemental and/or Concentration Grants	3. Projected Percentage to Increase or Improve Services for the Coming School Year (2 divided by 1)	LCFF Carryover – Percentage (Percentage from prior year)	Total Percentage to Increase or Improve Services for the Coming School Year (3 + Carryover %)	4.Total Planned Contributing Expenditures (LCFF Funds)	5.Total Planned Percentage of Improved Services (%)	Planned Percentage to Increase or Improve Services for the Coming School Year (4 divided by 1, plus 5)	Totals by Type	Total LCFF Funds
\$1,665,763.00	\$615,415.00	36.94%	0.00% - No Carryover	36.94%	\$615,930.00	0.00%	36.98%	Total:	\$615,930.00
								LEA-wide Total:	\$615,930.00
								Limited Total:	
								Schoolwide Total:	\$0.00

Goal #	Action #	Action Title	Contributing to Increased or Improved Services?	Scope	Unduplicated Student Group(s)	Location	Planned Expenditures for Contributing Actions(LCFF Funds)	Planned Percentage of Improved Services (%)
1	1	Instructional Aides	Yes	LEA-wide	English learner (EL), Low Income, Foster Youth	All Schools	\$46,040.00	0.00%
1	3	Consultant Services	Yes	LEA-wide	Foster Youth, English learner (EL), Low Income	All Schools	\$0.00	0.00%
2	3	Increase Positive Behavior Assemblies	Yes	LEA-wide	English learner (EL), Foster Youth	All Schools	\$5,000.00	0.00%
2	4	Safe Facilities	Yes	LEA-wide	Low Income, Foster Youth, English learner (EL)	All Schools	\$367,273.00	0.00%
2	8	After School and Summer Programming	Yes	LEA-wide	English learner (EL), Foster Youth, Low Income	All Schools	\$0.00	0.00%
2	10	Attendance Clerk	Yes	LEA-wide	Low Income, Foster Youth, English learner (EL)	All Schools	\$0.00	0.00%
3	2	ELD Strategy Professional Development	Yes	LEA-wide	English learner (EL)	All Schools	\$500.00	0.00%
3	3	Student Success and Support Coordinator	Yes	LEA-wide	English learner (EL), Low Income, Foster Youth	All Schools	\$0.00	0.00%
3	5	Administrator	Yes	LEA-wide	English learner (EL), Foster Youth, Low Income	All Schools	\$197,117.00	0.00%
3	7	Other Certificated Salaries	Yes	LEA-wide	English learner (EL), Foster Youth, Low Income	All Schools	\$0.00	0.00%

2022-2023 Annual Update Table

Totals:	Last Year's Total Planned Expenditures (Total Funds)	Total Estimated Actual Expenditures (Total Funds)
Totals:	\$4,471,164.00	\$4,062,761.00

Last Year's Goal#	Last Year's Action#	Prior Action/Service Title	Contributed to Increased or Improved Services?	Last Year's Planned Expenditures (Total Funds)	Estimated Actual Expenditures (Input Total Funds)
1	1	Intervention and Assessment Coordinator	Yes	\$68,320.00	\$21,680.00
1	2	Instructional Aides	Yes	\$168,323.00	\$106,075.00
1	3	Provide teachers with opportunities for outside training and conferences	No	\$6,030.00	\$6,000.00
1	4	Consultant Services	Yes	\$6,000.00	\$1,879.00
2	1	Parent University Workshops	No	\$5,000.00	\$1,000.00
2	2	Teacher-led workshops	No	\$5,000.00	\$2,859.00
2	3	Increase Positive Behavior Assemblies	Yes	\$5,000.00	\$2,000.00
2	4	Safe Facilities	Yes	\$394,433.00	\$379,862.00
2	5	Nursing Services	No	\$45,235.00	\$29,538.00
2	6	Panorama Education	No	\$1,800.00	\$1,847.00
2	7	Office Manager	No	\$62,400.00	\$122,634.00
2	8	After School and Summer Programming	Yes	\$445,744.00	\$364,456.00
2	9	Field Trips	No	\$19,000.00	\$19,000.00
2	10	Attendance Clerk	Yes	\$49,000.00	\$55,738.00
3	1	Instructional Materials	No	\$84,000.00	\$93,236.00
3	2	ELD Strategy Professional Development	Yes	\$500.00	\$500.00
3	3	Student Success and Support Coordinator	Yes	\$66,150.00	\$66,150.00
3	4	Teachers	No	\$756,755.00	\$751,421.00

3	5	Administrator	Yes	\$252,053.00	\$265,451.00
3	6	Teacher Stipends	No	\$35,663.00	\$45,663.00
3	7	Other Certificated Salaries	Yes	\$246,165.00	\$246,165.00
3	8	Staff Recruitment	No	\$11,816.00	\$19,576.00
3	9	Employee Benefits	No	\$731,249.00	\$724,788.00
3	10	Food Services	No	\$266,400.00	\$148,008.00
3	11	Instructional Aides	No	\$132,594.00	\$26,519.00
3	12	Professional Development	No	\$16,120.00	\$11,000.00
3	13	Special education contract instructors	No	\$65,000.00	\$23,164.00
3	14	Educational Software	No	\$17,414.00	\$18,552.00
3	15	Administrative Services	No	\$508,000.00	\$508,000.00

2022-2023 Contributing Actions Annual Update Table

6.Estimated Actual LCFF Supplemental and/or Concentration Grants (Input Dollar Amount):	4.Total Planned Contributing Expenditures (LCFF Funds)	7.Total Estimated Actual Expenditures for Contributing Actions (LCFF Funds)	Difference Between Planned and Estimated Actual Expenditures for Contributing Actions (Subtract 7 from 4)	5.Total Planned Percentage of Improved Services (%)	8.Total Estimated Actual Percentage of Improved Services(%)	Difference Between Planned and Estimated Actual Percentage of Improved Services (Subtract 5 from 8)
\$526,222.00	\$769,306.00	\$669,493.00	\$99,813.00	0.00%	0.00%	0.00% - No Difference

Last Year's Goal#	Last Year's Action#	Prior Action/Service Title	Contributed to Increased or Improved Services?	Last Year's Planned Expenditures for Contributing Actions (LCFF Funds)	Estimated Actual Expenditures for Contributing Actions(Input LCFF Funds)	Planned Percentage of Improved Services	Estimated Actual Percentage of Improved Services(Input Percentage)
1	1	Intervention and Assessment Coordinator	Yes	\$68,320.00	\$21,680.00	0.00%	0.00%
1	2	Instructional Aides	Yes	\$0.00	\$0.00	0.00%	0.00%
1	4	Consultant Services	Yes	\$0.00	\$0.00	0.00%	0.00%
2	3	Increase Positive Behavior Assemblies	Yes	\$5,000.00	\$2,000.00	0.00%	0.00%
2	4	Safe Facilities	Yes	\$394,433.00	\$379,862.00	0.00%	0.00%
2	8	After School and Summer Programming	Yes	\$0.00	\$0.00	0.00%	0.00%
2	10	Attendance Clerk	Yes	\$49,000.00	\$0.00	0.00%	0.00%
3	2	ELD Strategy Professional Development	Yes	\$500.00	\$500.00	0.00%	0.00%
3	3	Student Success and Support Coordinator	Yes	\$0.00	\$0.00	0.00%	0.00%
3	5	Administrator	Yes	\$252,053.00	\$265,451.00	0.00%	0.00%
3	7	Other Certificated Salaries	Yes	\$0.00	\$0.00	0.00%	0.00%

2022-2023 LCFF Carryover Table

9. Estimated Actual LCFF Base Grant (Input Dollar Amount)	6. Estimated Actual LCFF Supplemental and/or Concentration Grants	LCFF Carryover – Percentage (Percentage from prior year)	10. Total Percentage to Increase or Improve Services for the Current School Year (6 divided by 9 + Carryover %)	7. Total Estimated Actual Expenditures for Contributing Actions (LCFF Funds)	8. Total Estimated Actual Percentage of Improved Services (%)	11. Estimated Actual Percentage of Increased or Improved Services (7 divided by 9, plus 8)	12. LCFF Carryover – Dollar Amount (Subtract 11 from 10 and multiply by 9)	13. LCFF Carryover – Percentage (12 divided by 9)
\$1,366,065.00	\$526,222.00	0.00%	38.52%	\$669,493.00	0.00%	49.01%	\$0.00 - No Carryover	0.00% - No Carryover

Federal Funds Detail Report

Totals:	Title I	Title II	Title III	Title IV	CSI	Other Federal Funds
Totals	\$69,458.00	\$3,000.00	\$11,138.00	\$0.00	\$0.00	\$436,668.00

Goal #	Action #	Action Title	Title I	Title II	Title III	Title IV	CSI	Other Federal Funds	Total Funds
1	1	Instructional Aides	\$0.00	\$0.00	\$11,138.00	\$0.00	\$0.00	\$127,384.00	\$271,015.00
1	2	Provide teachers with opportunities for outside training and conferences	\$0.00	\$0.00	\$0.00	\$0.00	\$0.00	\$0.00	\$0.00
1	3	Consultant Services	\$0.00	\$3,000.00	\$0.00	\$0.00	\$0.00	\$0.00	\$3,000.00
2	1	Parent University Workshops	\$0.00	\$0.00	\$0.00	\$0.00	\$0.00	\$0.00	\$500.00
2	2	Teacher-led	\$0.00	\$0.00	\$0.00	\$0.00	\$0.00	\$0.00	\$5,000.00

		workshops							
2	3	Increase Positive Behavior Assemblies	\$0.00	\$0.00	\$0.00	\$0.00	\$0.00	\$0.00	\$5,000.00
2	4	Safe Facilities	\$0.00	\$0.00	\$0.00	\$0.00	\$0.00	\$0.00	\$367,273.00
2	5	Nursing Services	\$0.00	\$0.00	\$0.00	\$0.00	\$0.00	\$49,205.00	\$49,205.00
2	6	Panorama Education	\$0.00	\$0.00	\$0.00	\$0.00	\$0.00	\$0.00	\$1,800.00
2	7	Clerical Support	\$0.00	\$0.00	\$0.00	\$0.00	\$0.00	\$0.00	\$83,975.00
2	8	After School and Summer Programming	\$0.00	\$0.00	\$0.00	\$0.00	\$0.00	\$0.00	\$394,782.00
2	9	Field Trips	\$0.00	\$0.00	\$0.00	\$0.00	\$0.00	\$0.00	\$23,000.00
2	10	Attendance Clerk	\$0.00	\$0.00	\$0.00	\$0.00	\$0.00	\$0.00	\$78,750.00
3	1	Instructional Materials	\$0.00	\$0.00	\$0.00	\$0.00	\$0.00	\$0.00	\$57,600.00
3	2	ELD Strategy Professional Development	\$0.00	\$0.00	\$0.00	\$0.00	\$0.00	\$0.00	\$500.00
3	3	Student Success and Support Coordinator	\$69,458.00	\$0.00	\$0.00	\$0.00	\$0.00	\$0.00	\$69,458.00
3	4	Teachers	\$0.00	\$0.00	\$0.00	\$0.00	\$0.00	\$0.00	\$651,558.00
3	5	Administrator	\$0.00	\$0.00	\$0.00	\$0.00	\$0.00	\$0.00	\$197,117.00
3	6	Teacher Stipends	\$0.00	\$0.00	\$0.00	\$0.00	\$0.00	\$0.00	\$45,663.00
3	7	Other Certificated Salaries	\$0.00	\$0.00	\$0.00	\$0.00	\$0.00	\$0.00	\$184,048.00
3	8	Staff Recruitment	\$0.00	\$0.00	\$0.00	\$0.00	\$0.00	\$0.00	\$12,623.00
3	9	Employee	\$0.00	\$0.00	\$0.00	\$0.00	\$0.00	\$0.00	\$598,359.00

		Benefits							
3	10	Food Services	\$0.00	\$0.00	\$0.00	\$0.00	\$0.00	\$115,000.00	\$115,000.00
3	11	Instructional Aides	\$0.00	\$0.00	\$0.00	\$0.00	\$0.00	\$127,384.00	\$127,384.00
3	12	Professional Development	\$0.00	\$0.00	\$0.00	\$0.00	\$0.00	\$17,695.00	\$17,695.00
3	13	Special education contract instructors	\$0.00	\$0.00	\$0.00	\$0.00	\$0.00	\$0.00	\$110,150.00
3	14	Educational Software	\$0.00	\$0.00	\$0.00	\$0.00	\$0.00	\$0.00	\$17,002.00
3	15	Administrative Services	\$0.00	\$0.00	\$0.00	\$0.00	\$0.00	\$0.00	\$549,142.00

Instructions

[Plan Summary](#)

[Engaging Educational Partners](#)

[Goals and Actions](#)

[Increased or Improved Services for Foster Youth, English Learners, and Low-Income Students](#)

For additional questions or technical assistance related to the completion of the Local Control and Accountability Plan (LCAP) template, please contact the local county office of education (COE), or the California Department of Education's (CDE's) Local Agency Systems Support Office, by phone at 916-319-0809 or by email at lcff@cde.ca.gov.

Introduction and Instructions

The Local Control Funding Formula (LCFF) requires local educational agencies (LEAs) to engage their local educational partners in an annual planning process to evaluate their progress within eight state priority areas encompassing all statutory metrics (COEs have 10 state priorities). LEAs document the results of this planning process in the LCAP using the template adopted by the State Board of Education.

The LCAP development process serves three distinct, but related functions:

- **Comprehensive Strategic Planning:** The process of developing and annually updating the LCAP supports comprehensive strategic planning (California *Education Code* [EC] Section 52064[e][1]). Strategic planning that is comprehensive connects budgetary decisions to teaching and learning performance data. LEAs should continually evaluate the hard choices they make about the use of limited resources to meet student and community needs to ensure opportunities and outcomes are improved for all students.
- **Meaningful Engagement of Educational Partners:** The LCAP development process should result in an LCAP that reflects decisions made through meaningful engagement (EC Section 52064[e][1]). Local educational partners possess valuable perspectives and insights about an LEA's programs and services. Effective strategic planning will incorporate these perspectives and insights in order to identify potential goals and actions to be included in the LCAP.
- **Accountability and Compliance:** The LCAP serves an important accountability function because aspects of the LCAP template require LEAs to show that they have complied with various requirements specified in the LCFF statutes and regulations, most notably:
 - Demonstrating that LEAs are increasing or improving services for foster youth, English learners, and low-income students in proportion to the amount of additional funding those students generate under LCFF (EC Section 52064[b][4-6]).

- Establishing goals, supported by actions and related expenditures, that address the statutory priority areas and statutory metrics (*EC* sections 52064[b][1] and [2]).
- Annually reviewing and updating the LCAP to reflect progress toward the goals (*EC* Section 52064[b][7]).

The LCAP template, like each LEA’s final adopted LCAP, is a document, not a process. LEAs must use the template to memorialize the outcome of their LCAP development process, which should: (a) reflect comprehensive strategic planning (b) through meaningful engagement with educational partners that (c) meets legal requirements, as reflected in the final adopted LCAP. The sections included within the LCAP template do not and cannot reflect the full development process, just as the LCAP template itself is not intended as a tool for engaging educational partners.

If a county superintendent of schools has jurisdiction over a single school district, the county board of education and the governing board of the school district may adopt and file for review and approval a single LCAP consistent with the requirements in *EC* sections 52060, 52062, 52066, 52068, and 52070. The LCAP must clearly articulate to which entity’s budget (school district or county superintendent of schools) all budgeted and actual expenditures are aligned.

The revised LCAP template for the 2021–22, 2022–23, and 2023–24 school years reflects statutory changes made through Assembly Bill 1840 (Committee on Budget), Chapter 243, Statutes of 2018. These statutory changes enhance transparency regarding expenditures on actions included in the LCAP, including actions that contribute to meeting the requirement to increase or improve services for foster youth, English learners, and low-income students, and to streamline the information presented within the LCAP to make adopted LCAPs more accessible for educational partners and the public.

At its most basic, the adopted LCAP should attempt to distill not just what the LEA is doing for students in transitional kindergarten through grade twelve (TK–12), but also allow educational partners to understand why, and whether those strategies are leading to improved opportunities and outcomes for students. LEAs are strongly encouraged to use language and a level of detail in their adopted LCAPs intended to be meaningful and accessible for the LEA’s diverse educational partners and the broader public.

In developing and finalizing the LCAP for adoption, LEAs are encouraged to keep the following overarching frame at the forefront of the strategic planning and educational partner engagement functions:

Given present performance across the state priorities and on indicators in the California School Dashboard (Dashboard), how is the LEA using its budgetary resources to respond to TK–12 student and community needs, and address any performance gaps, including by meeting its obligation to increase or improve services for foster youth, English learners, and low-income students?

LEAs are encouraged to focus on a set of metrics and actions that the LEA believes, based on input gathered from educational partners, research, and experience, will have the biggest impact on behalf of its TK–12 students.

These instructions address the requirements for each section of the LCAP, but may include information about effective practices when developing the LCAP and completing the LCAP itself. Additionally, information is included at the beginning of each section emphasizing the purpose that each section serves.

Plan Summary

Purpose

A well-developed Plan Summary section provides a meaningful context for the LCAP. This section provides information about an LEA's community as well as relevant information about student needs and performance. In order to provide a meaningful context for the rest of the LCAP, the content of this section should be clearly and meaningfully related to the content included in the subsequent sections of the LCAP.

Requirements and Instructions

General Information – Briefly describe the LEA, its schools, and its students in grades TK–12, as applicable to the LEA. For example, information about an LEA in terms of geography, enrollment, or employment, the number and size of specific schools, recent community challenges, and other such information as an LEA wishes to include can enable a reader to more fully understand an LEA's LCAP.

Reflections: Successes – Based on a review of performance on the state indicators and local performance indicators included in the Dashboard, progress toward LCAP goals, local self-assessment tools, input from educational partners, and any other information, what progress is the LEA most proud of and how does the LEA plan to maintain or build upon that success? This may include identifying specific examples of how past increases or improvements in services for foster youth, English learners, and low-income students have led to improved performance for these students.

Reflections: Identified Need – Referring to the Dashboard, identify: (a) any state indicator for which overall performance was in the “Red” or “Orange” performance category or any local indicator where the LEA received a “Not Met” or “Not Met for Two or More Years” rating AND (b) any state indicator for which performance for any student group was two or more performance levels below the “all student” performance. What steps is the LEA planning to take to address these areas of low performance and performance gaps? An LEA that is required to include a goal to address one or more consistently low-performing student groups or low-performing schools must identify that it is required to include this goal and must also identify the applicable student group(s) and/or school(s). Other needs may be identified using locally collected data including data collected to inform the self-reflection tools and reporting local indicators on the Dashboard.

LCAP Highlights – Identify and briefly summarize the key features of this year's LCAP.

Comprehensive Support and Improvement – An LEA with a school or schools identified for comprehensive support and improvement (CSI) under the Every Student Succeeds Act must respond to the following prompts:

- **Schools Identified:** Identify the schools within the LEA that have been identified for CSI.
- **Support for Identified Schools:** Describe how the LEA has or will support the identified schools in developing CSI plans that included a school-level needs assessment, evidence-based interventions, and the identification of any resource inequities to be addressed through the implementation of the CSI plan.
- **Monitoring and Evaluating Effectiveness:** Describe how the LEA will monitor and evaluate the implementation and effectiveness of the CSI plan to support student and school improvement.

Engaging Educational Partners

Purpose

Significant and purposeful engagement of parents, students, educators, and other educational partners, including those representing the student groups identified by LCFF, is critical to the development of the LCAP and the budget process. Consistent with statute, such engagement should support comprehensive strategic planning, accountability, and improvement across the state priorities and locally identified priorities (*EC* Section 52064[e][1]). Engagement of educational partners is an ongoing, annual process.

This section is designed to reflect how the engagement of educational partners influenced the decisions reflected in the adopted LCAP. The goal is to allow educational partners that participated in the LCAP development process and the broader public understand how the LEA engaged educational partners and the impact of that engagement. LEAs are encouraged to keep this goal in the forefront when completing this section.

Statute and regulations specify the educational partners that school districts and COEs must consult when developing the LCAP: teachers, principals, administrators, other school personnel, local bargaining units of the LEA, parents, and students. Before adopting the LCAP, school districts and COEs must share it with the Parent Advisory Committee and, if applicable, to its English Learner Parent Advisory Committee. The superintendent is required by statute to respond in writing to the comments received from these committees. School districts and COEs must also consult with the special education local plan area administrator(s) when developing the LCAP.

Statute requires charter schools to consult with teachers, principals, administrators, other school personnel, parents, and students in developing the LCAP. The LCAP should also be shared with, and LEAs should request input from, schoolsite-level advisory groups, as applicable (e.g., schoolsite councils, English Learner Advisory Councils, student advisory groups, etc.), to facilitate alignment between schoolsite and district-level goals and actions.

Information and resources that support effective engagement, define student consultation, and provide the requirements for advisory group composition, can be found under Resources on the following web page of the CDE's website: <https://www.cde.ca.gov/re/lc/>.

Requirements and Instructions

Below is an excerpt from the 2018–19 *Guide for Annual Audits of K–12 Local Education Agencies and State Compliance Reporting*, which is provided to highlight the legal requirements for engagement of educational partners in the LCAP development process:

Local Control and Accountability Plan:

For county offices of education and school districts only, verify the LEA:

- a) Presented the local control and accountability plan to the parent advisory committee in accordance with Education Code section 52062(a)(1) or 52068(a)(1), as appropriate.
- b) If applicable, presented the local control and accountability plan to the English learner parent advisory committee, in accordance with Education Code section 52062(a)(2) or 52068(a)(2), as appropriate.
- c) Notified members of the public of the opportunity to submit comments regarding specific actions and expenditures proposed to be included in the local control and accountability plan in accordance with Education Code section 52062(a)(3) or 52068(a)(3), as appropriate.
- d) Held at least one public hearing in accordance with Education Code section 52062(b)(1) or 52068(b)(1), as appropriate.
- e) Adopted the local control and accountability plan in a public meeting in accordance with Education Code section 52062(b)(2) or 52068(b)(2), as appropriate.

Prompt 1: “A summary of the process used to engage educational partners and how this engagement was considered before finalizing the LCAP.”

Describe the engagement process used by the LEA to involve educational partners in the development of the LCAP, including, at a minimum, describing how the LEA met its obligation to consult with all statutorily required educational partners as applicable to the type of LEA. A sufficient response to this prompt must include general information about the timeline of the process and meetings or other engagement strategies with educational partners. A response may also include information about an LEA’s philosophical approach to engaging its educational partners.

Prompt 2: “A summary of the feedback provided by specific educational partners.”

Describe and summarize the feedback provided by specific educational partners. A sufficient response to this prompt will indicate ideas, trends, or inputs that emerged from an analysis of the feedback received from educational partners.

Prompt 3: “A description of the aspects of the LCAP that were influenced by specific input from educational partners.”

A sufficient response to this prompt will provide educational partners and the public with clear, specific information about how the engagement process influenced the development of the LCAP. The response must describe aspects of the LCAP that were influenced by or developed in response to the educational partner feedback described in response to Prompt 2. This may include a description of how the LEA prioritized requests of educational partners within the context of the budgetary resources available or otherwise prioritized areas of focus within the LCAP. For the purposes of this prompt, “aspects” of an LCAP that may have been influenced by educational partner input can include, but are not necessarily limited to:

- Inclusion of a goal or decision to pursue a Focus Goal (as described below)
- Inclusion of metrics other than the statutorily required metrics
- Determination of the desired outcome on one or more metrics
- Inclusion of performance by one or more student groups in the Measuring and Reporting Results subsection
- Inclusion of action(s) or a group of actions
- Elimination of action(s) or group of actions
- Changes to the level of proposed expenditures for one or more actions
- Inclusion of action(s) as contributing to increased or improved services for unduplicated students
- Determination of effectiveness of the specific actions to achieve the goal
- Determination of material differences in expenditures
- Determination of changes made to a goal for the ensuing LCAP year based on the annual update process
- Determination of challenges or successes in the implementation of actions

Goals and Actions

Purpose

Well-developed goals will clearly communicate to educational partners what the LEA plans to accomplish, what the LEA plans to do in order to accomplish the goal, and how the LEA will know when it has accomplished the goal. A goal statement, associated metrics and expected outcomes, and the actions included in the goal should be in alignment. The explanation for why the LEA included a goal is an opportunity for LEAs to clearly communicate to educational partners and the public why, among the various strengths and areas for improvement highlighted by performance data and strategies and actions that could be pursued, the LEA decided to pursue this goal, and the related metrics, expected outcomes, actions, and expenditures.

A well-developed goal can be focused on the performance relative to a metric or metrics for all students, a specific student group(s), narrowing performance gaps, or implementing programs or strategies expected to impact outcomes. LEAs should assess the performance of their student groups when developing goals and the related actions to achieve such goals.

Requirements and Instructions

LEAs should prioritize the goals, specific actions, and related expenditures included within the LCAP within one or more state priorities. LEAs should consider performance on the state and local indicators, including their locally collected and reported data for the local indicators that are included in the Dashboard in determining whether and how to prioritize its goals within the LCAP.

In order to support prioritization of goals, the LCAP template provides LEAs with the option of developing three different kinds of goals:

- **Focus Goal:** A Focus Goal is relatively more concentrated in scope and may focus on a fewer number of metrics to measure improvement. A Focus Goal statement will be time bound and make clear how the goal is to be measured.
- **Broad Goal:** A Broad Goal is relatively less concentrated in its scope and may focus on improving performance across a wide range of metrics.
- **Maintenance of Progress Goal:** A Maintenance of Progress Goal includes actions that may be ongoing without significant changes and allows an LEA to track performance on any metrics not addressed in the other goals of the LCAP.

At a minimum, the LCAP must address all LCFF priorities and associated metrics.

Focus Goal(s)

Goal Description: The description provided for a Focus Goal must be specific, measurable, and time bound. An LEA develops a Focus Goal to address areas of need that may require or benefit from a more specific and data intensive approach. The Focus Goal can explicitly reference the metric(s) by which achievement of the goal will be measured and the time frame according to which the LEA expects to achieve the goal.

Explanation of why the LEA has developed this goal: Explain why the LEA has chosen to prioritize this goal. An explanation must be based on Dashboard data or other locally collected data. LEAs must describe how the LEA identified this goal for focused attention, including relevant consultation with educational partners. LEAs are encouraged to promote transparency and understanding around the decision to pursue a focus goal.

Broad Goal

Goal Description: Describe what the LEA plans to achieve through the actions included in the goal. The description of a broad goal will be clearly aligned with the expected measurable outcomes included for the goal. The goal description organizes the actions and expected outcomes in a cohesive and consistent manner. A goal description is specific enough to be measurable in either quantitative or qualitative terms. A broad goal is not as specific as a focus goal. While it is specific enough to be measurable, there are many different metrics for measuring progress toward the goal.

Explanation of why the LEA has developed this goal: Explain why the LEA developed this goal and how the actions and metrics grouped together will help achieve the goal.

Maintenance of Progress Goal

Goal Description: Describe how the LEA intends to maintain the progress made in the LCFF State Priorities not addressed by the other goals in the LCAP. Use this type of goal to address the state priorities and applicable metrics not addressed within the other goals in the LCAP. The state priorities and metrics to be addressed in this section are those for which the LEA, in consultation with educational partners, has determined to maintain actions and monitor progress while focusing implementation efforts on the actions covered by other goals in the LCAP.

Explanation of why the LEA has developed this goal: Explain how the actions will sustain the progress exemplified by the related metrics.

Required Goals

In general, LEAs have flexibility in determining what goals to include in the LCAP and what those goals will address; however, beginning with the development of the 2022–23 LCAP, LEAs that meet certain criteria are required to include a specific goal in their LCAP.

Consistently low-performing student group(s) criteria: An LEA is eligible for Differentiated Assistance for three or more consecutive years based on the performance of the same student group or groups in the Dashboard. A list of the LEAs required to include a goal in the LCAP based on student group performance, and the student group(s) that lead to identification, may be found on the CDE’s Local Control Funding Formula web page at <https://www.cde.ca.gov/fq/aa/lc/>.

- **Consistently low-performing student group(s) goal requirement:** An LEA meeting the consistently low-performing student group(s) criteria must include a goal in its LCAP focused on improving the performance of the student group or groups that led to the LEA’s eligibility for Differentiated Assistance. This goal must include metrics, outcomes, actions, and expenditures specific to addressing the needs of, and improving outcomes for, this student group or groups. An LEA required to address multiple student groups is not required to have a goal to address each student group; however, each student group must be specifically addressed in the goal. This requirement may not be met by combining this required goal with another goal.
- **Goal Description:** Describe the outcomes the LEA plans to achieve to address the needs of, and improve outcomes for, the student group or groups that led to the LEA’s eligibility for Differentiated Assistance.
- **Explanation of why the LEA has developed this goal:** Explain why the LEA is required to develop this goal, including identifying the student group(s) that lead to the LEA being required to develop this goal, how the actions and associated metrics included in this goal differ from previous efforts to improve outcomes for the student group(s), and why the LEA believes the actions, metrics, and expenditures included in this goal will help achieve the outcomes identified in the goal description.

Low-performing school(s) criteria: The following criteria only applies to a school district or COE with two or more schools; it does not apply to a single-school district. A school district or COE has one or more schools that, for two consecutive years, received the two lowest performance levels on all but one of the state indicators for which the school(s) receive performance levels in the Dashboard and the performance of the “All Students” student group for the LEA is at least one performance level higher in all of those indicators. A list of the LEAs required to include a goal in the LCAP based on school performance, and the school(s) that lead to identification, may be found on the CDE’s Local Control Funding Formula web page at <https://www.cde.ca.gov/fq/aa/lc/>.

- **Low-performing school(s) goal requirement:** A school district or COE meeting the low-performing school(s) criteria must include a goal in its LCAP focusing on addressing the disparities in performance between the school(s) and the LEA as a whole. This goal must include metrics, outcomes, actions, and expenditures specific to addressing the needs of, and improving outcomes for, the students enrolled at the low-performing school or schools. An LEA required to address multiple schools is not required to have a goal to address each school; however, each school must be specifically addressed in the goal. This requirement may not be met by combining this goal with another goal.
- **Goal Description:** Describe what outcomes the LEA plans to achieve to address the disparities in performance between the students enrolled at the low-performing school(s) and the students enrolled at the LEA as a whole.
- **Explanation of why the LEA has developed this goal:** Explain why the LEA is required to develop this goal, including identifying the schools(s) that lead to the LEA being required to develop this goal; how the actions and associated metrics included in this goal differ from previous efforts to improve outcomes for the school(s); and why the LEA believes the actions, metrics, and expenditures included in this goal will help achieve the outcomes for students enrolled at the low-performing school or schools identified in the goal description.

Measuring and Reporting Results:

For each LCAP year, identify the metric(s) that the LEA will use to track progress toward the expected outcomes. LEAs are encouraged to identify metrics for specific student groups, as appropriate, including expected outcomes that would reflect narrowing of any existing performance gaps.

Include in the baseline column the most recent data associated with this metric available at the time of adoption of the LCAP for the first year of the three-year plan. LEAs may use data as reported on the 2019 Dashboard for the baseline of a metric only if that data represents the most recent available (e.g., high school graduation rate).

Using the most recent data available may involve reviewing data the LEA is preparing for submission to the California Longitudinal Pupil Achievement Data System (CALPADS) or data that the LEA has recently submitted to CALPADS. Because final 2020–21 outcomes on some metrics may not be computable at the time the 2021–24 LCAP is adopted (e.g., graduation rate, suspension rate), the most recent data available may include a point in time calculation taken each year on the same date for comparability purposes.

The baseline data shall remain unchanged throughout the three-year LCAP.

Complete the table as follows:

- **Metric:** Indicate how progress is being measured using a metric.
- **Baseline:** Enter the baseline when completing the LCAP for 2021–22. As described above, the baseline is the most recent data associated with a metric. Indicate the school year to which the data applies, consistent with the instructions above.
- **Year 1 Outcome:** When completing the LCAP for 2022–23, enter the most recent data available. Indicate the school year to which the data applies, consistent with the instructions above.
- **Year 2 Outcome:** When completing the LCAP for 2023–24, enter the most recent data available. Indicate the school year to which the data applies, consistent with the instructions above.
- **Year 3 Outcome:** When completing the LCAP for 2024–25, enter the most recent data available. Indicate the school year to which the data applies, consistent with the instructions above. The 2024–25 LCAP will be the first year in the next three-year cycle. Completing this column will be part of the Annual Update for that year.
- **Desired Outcome for 2023–24:** When completing the first year of the LCAP, enter the desired outcome for the relevant metric the LEA expects to achieve by the end of the 2023–24 LCAP year.

Timeline for completing the “**Measuring and Reporting Results**” part of the Goal.

Metric	Baseline	Year 1 Outcome	Year 2 Outcome	Year 3 Outcome	Desired Outcome for Year 3 (2023–24)
Enter information in this box when completing the LCAP for 2021–22 .	Enter information in this box when completing the LCAP for 2021–22 .	Enter information in this box when completing the LCAP for 2022–23 . Leave blank until then.	Enter information in this box when completing the LCAP for 2023–24 . Leave blank until then.	Enter information in this box when completing the LCAP for 2024–25 . Leave blank until then.	Enter information in this box when completing the LCAP for 2021–22 or when adding a new metric.

The metrics may be quantitative or qualitative; but at minimum, an LEA’s LCAP must include goals that are measured using all of the applicable metrics for the related state priorities, in each LCAP year as applicable to the type of LEA. To the extent a state priority does not specify one or more metrics (e.g., implementation of state academic content and performance standards), the LEA must identify a metric to use within the LCAP. For these state priorities, LEAs are encouraged to use metrics based on or reported through the relevant self-reflection tool for local indicators within the Dashboard.

Actions: Enter the action number. Provide a short title for the action. This title will also appear in the action tables. Provide a description of the action. Enter the total amount of expenditures associated with this action. Budgeted expenditures from specific fund sources will be provided in the summary tables. Indicate whether the action contributes to meeting the increase or improved services requirement as described in the Increased or Improved Services section using a “Y” for Yes or an “N” for No. (**Note:** for each such action offered on an LEA-wide or schoolwide basis, the LEA will need to provide additional information in the Increased or Improved Summary Section to address the requirements in *California Code of Regulations*, Title 5 [5 CCR] Section 15496(b) in the Increased or Improved Services Section of the LCAP).

Actions for English Learners: School districts, COEs, and charter schools that have a numerically significant English learner student subgroup must include specific actions in the LCAP related to, at a minimum, the language acquisition programs, as defined in *EC* Section 306, provided to students and professional development activities specific to English learners.

Actions for Foster Youth: School districts, COEs, and charter schools that have a numerically significant Foster Youth student subgroup are encouraged to include specific actions in the LCAP designed to meet needs specific to Foster Youth students.

Goal Analysis:

Enter the LCAP Year.

Using actual annual measurable outcome data, including data from the Dashboard, analyze whether the planned actions were effective in achieving the goal. Respond to the prompts as instructed.

- Describe the overall implementation of the actions to achieve the articulated goal. Include a discussion of relevant challenges and successes experienced with the implementation process. This must include any instance where the LEA did not implement a planned action or implemented a planned action in a manner that differs substantively from how it was described in the adopted LCAP.
- Explain material differences between Budgeted Expenditures and Estimated Actual Expenditures and between the Planned Percentages of Improved Services and Estimated Actual Percentages of Improved Services, as applicable. Minor variances in expenditures or percentages do not need to be addressed, and a dollar-for-dollar accounting is not required.
- Describe the effectiveness of the specific actions to achieve the articulated goal as measured by the LEA. In some cases, not all actions in a goal will be intended to improve performance on all of the metrics associated with the goal. When responding to this prompt, LEAs

may assess the effectiveness of a single action or group of actions within the goal in the context of performance on a single metric or group of specific metrics within the goal that are applicable to the action(s). Grouping actions with metrics will allow for more robust analysis of whether the strategy the LEA is using to impact a specified set of metrics is working and increase transparency for educational partners. LEAs are encouraged to use such an approach when goals include multiple actions and metrics that are not closely associated.

- Describe any changes made to this goal, expected outcomes, metrics, or actions to achieve this goal as a result of this analysis and analysis of the data provided in the Dashboard or other local data, as applicable.

Increased or Improved Services for Foster Youth, English Learners, and Low-Income Students

Purpose

A well-written Increased or Improved Services section provides educational partners with a comprehensive description, within a single dedicated section, of how an LEA plans to increase or improve services for its unduplicated students in grades TK–12 as compared to all students in grades TK–12, as applicable, and how LEA-wide or schoolwide actions identified for this purpose meet regulatory requirements. Descriptions provided should include sufficient detail yet be sufficiently succinct to promote a broader understanding of educational partners to facilitate their ability to provide input. An LEA’s description in this section must align with the actions included in the Goals and Actions section as contributing.

Requirements and Instructions

Projected LCFF Supplemental and/or Concentration Grants: Specify the amount of LCFF supplemental and concentration grant funds the LEA estimates it will receive in the coming year based on the number and concentration of low income, foster youth, and English learner students.

Projected Additional LCFF Concentration Grant (15 percent): Specify the amount of additional LCFF concentration grant add-on funding, as described in *EC* Section 42238.02, that the LEA estimates it will receive in the coming year.

Projected Percentage to Increase or Improve Services for the Coming School Year: Specify the estimated percentage by which services for unduplicated pupils must be increased or improved as compared to the services provided to all students in the LCAP year as calculated pursuant to 5 *CCR* Section 15496(a)(7).

LCFF Carryover — Percentage: Specify the LCFF Carryover — Percentage identified in the LCFF Carryover Table. If a carryover percentage is not identified in the LCFF Carryover Table, specify a percentage of zero (0.00%).

LCFF Carryover — Dollar: Specify the LCFF Carryover — Dollar amount identified in the LCFF Carryover Table. If a carryover amount is not identified in the LCFF Carryover Table, specify an amount of zero (\$0).

Total Percentage to Increase or Improve Services for the Coming School Year: Add the Projected Percentage to Increase or Improve Services for the Coming School Year and the Proportional LCFF Required Carryover Percentage and specify the percentage. This is the LEAs percentage by which services for unduplicated pupils must be increased or improved as compared to the services provided to all students in the LCAP year, as calculated pursuant to 5 CCR Section 15496(a)(7).

Required Descriptions:

For each action being provided to an entire school, or across the entire school district or COE, an explanation of (1) how the needs of foster youth, English learners, and low-income students were considered first, and (2) how these actions are effective in meeting the goals for these students.

For each action included in the Goals and Actions section as contributing to the increased or improved services requirement for unduplicated pupils and provided on an LEA-wide or schoolwide basis, the LEA must include an explanation consistent with 5 CCR Section 15496(b). For any such actions continued into the 2021–24 LCAP from the 2017–2020 LCAP, the LEA must determine whether or not the action was effective as expected, and this determination must reflect evidence of outcome data or actual implementation to date.

Principally Directed and Effective: An LEA demonstrates how an action is principally directed towards and effective in meeting the LEA’s goals for unduplicated students when the LEA explains how:

- It considers the needs, conditions, or circumstances of its unduplicated pupils;
- The action, or aspect(s) of the action (including, for example, its design, content, methods, or location), is based on these considerations; and
- The action is intended to help achieve an expected measurable outcome of the associated goal.

As such, the response provided in this section may rely on a needs assessment of unduplicated students.

Conclusory statements that a service will help achieve an expected outcome for the goal, without an explicit connection or further explanation as to how, are not sufficient. Further, simply stating that an LEA has a high enrollment percentage of a specific student group or groups does not meet the increase or improve services standard because enrolling students is not the same as serving students.

For example, if an LEA determines that low-income students have a significantly lower attendance rate than the attendance rate for all students, it might justify LEA-wide or schoolwide actions to address this area of need in the following way:

After assessing the needs, conditions, and circumstances of our low-income students, we learned that the attendance rate of our low-income students is 7 percent lower than the attendance rate for all students. (Needs, Conditions, Circumstances [Principally Directed])

In order to address this condition of our low-income students, we will develop and implement a new attendance program that is designed to address some of the major causes of absenteeism, including lack of reliable transportation and food, as well as a school climate that does not emphasize the importance of attendance. Goal N, Actions X, Y, and Z provide additional transportation and nutritional resources as well as a districtwide educational campaign on the benefits of high attendance rates. (Contributing Action[s])

These actions are being provided on an LEA-wide basis and we expect/hope that all students with less than a 100 percent attendance rate will benefit. However, because of the significantly lower attendance rate of low-income students, and because the actions meet needs most associated with the chronic stresses and experiences of a socio-economically disadvantaged status, we expect that the attendance rate for our low-income students will increase significantly more than the average attendance rate of all other students. (Measurable Outcomes [Effective In])

COEs and Charter Schools: Describe how actions included as contributing to meeting the increased or improved services requirement on an LEA-wide basis are principally directed to and effective in meeting its goals for unduplicated pupils in the state and any local priorities as described above. In the case of COEs and charter schools, schoolwide and LEA-wide are considered to be synonymous.

For School Districts Only:

Actions Provided on an LEA-Wide Basis:

Unduplicated Percentage > 55 percent: For school districts with an unduplicated pupil percentage of 55 percent or more, describe how these actions are principally directed to and effective in meeting its goals for unduplicated pupils in the state and any local priorities as described above.

Unduplicated Percentage < 55 percent: For school districts with an unduplicated pupil percentage of less than 55 percent, describe how these actions are principally directed to and effective in meeting its goals for unduplicated pupils in the state and any local priorities. Also describe how the actions **are the most effective use of the funds** to meet these goals for its unduplicated pupils. Provide the basis for this determination, including any alternatives considered, supporting research, experience, or educational theory.

Actions Provided on a Schoolwide Basis:

School Districts must identify in the description those actions being funded and provided on a schoolwide basis, and include the required description supporting the use of the funds on a schoolwide basis.

For schools with 40 percent or more enrollment of unduplicated pupils: Describe how these actions are principally directed to and effective in meeting its goals for its unduplicated pupils in the state and any local priorities.

For school districts expending funds on a schoolwide basis at a school with less than 40 percent enrollment of unduplicated pupils: Describe how these actions are principally directed to and how the actions are the most effective use of the funds to meet its goals for foster youth, English learners, and low-income students in the state and any local priorities.

A description of how services for foster youth, English learners, and low-income students are being increased or improved by the percentage required.

Consistent with the requirements of 5 CCR Section 15496, describe how services provided for unduplicated pupils are increased or improved by at least the percentage calculated as compared to the services provided for all students in the LCAP year. To improve services means to grow services in quality and to increase services means to grow services in quantity. Services are increased or improved by those actions in the LCAP that are included in the Goals and Actions section as contributing to the increased or improved services requirement, whether they are provided on an LEA-wide or schoolwide basis or provided on a limited basis to unduplicated students. A limited action is an action that only serves foster youth, English learners, and/or low-income students. This description must address how these action(s) are expected to result in the required proportional increase or improvement in services for unduplicated pupils as compared to the services the LEA provides to all students for the relevant LCAP year.

For any action contributing to meeting the increased or improved services requirement that is associated with a Planned Percentage of Improved Services in the Contributing Summary Table rather than an expenditure of LCFF funds, describe the methodology that was used to determine the contribution of the action towards the proportional percentage. See the instructions for determining the Planned Percentage of Improved Services for information on calculating the Percentage of Improved Services.

A description of the plan for how the additional concentration grant add-on funding identified above will be used to increase the number of staff providing direct services to students at schools that have a high concentration (above 55 percent) of foster youth, English learners, and low-income students, as applicable.

An LEA that receives the additional concentration grant add-on described in EC Section 42238.02 is required to demonstrate how it is using these funds to increase the number of staff who provide direct services to students at schools with an enrollment of unduplicated students that is greater than 55 percent as compared to the number of staff who provide direct services to students at schools with an enrollment of unduplicated students that is equal to or less than 55 percent. The staff who provide direct services to students must be certificated staff and/or classified staff employed by the LEA; classified staff includes custodial staff.

Provide the following descriptions, as applicable to the LEA:

An LEA that does not receive a concentration grant or the concentration grant add-on must indicate that a response to this prompt is not applicable.

Identify the goal and action numbers of the actions in the LCAP that the LEA is implementing to meet the requirement to increase the number of staff who provide direct services to students at schools with an enrollment of unduplicated students that is greater than 55 percent.

An LEA that does not have comparison schools from which to describe how it is using the concentration grant add-on funds, such as an LEA that only has schools with an enrollment of unduplicated students that is greater than 55 percent, must describe how it is using the funds to increase the number of credentialed staff, classified staff, or both, including custodial staff, who provide direct services to students at selected schools and the criteria used to determine which schools require additional staffing support.

In the event that an additional concentration grant add-on is not sufficient to increase staff providing direct services to students at a school with an enrollment of unduplicated students that is greater than 55 percent, the LEA must describe how it is using the funds to retain staff providing direct services to students at a school with an enrollment of unduplicated students that is greater than 55 percent.

Complete the table as follows:

- Provide the staff-to-student ratio of classified staff providing direct services to students with a concentration of unduplicated students that is 55 percent or less and the staff-to-student ratio of classified staff providing direct services to students at schools with a concentration of unduplicated students that is greater than 55 percent, as applicable to the LEA. The LEA may group its schools by grade span (Elementary, Middle/Junior High, and High Schools), as applicable to the LEA. The staff-to-student ratio must be based on the number of full time equivalent (FTE) staff and the number of enrolled students as counted on the first Wednesday in October of each year.
- Provide the staff-to-student ratio of certificated staff providing direct services to students at schools with a concentration of unduplicated students that is 55 percent or less and the staff-to-student ratio of certificated staff providing direct services to students at schools with a concentration of unduplicated students that is greater than 55 percent, as applicable to the LEA. The LEA may group its schools by grade span (Elementary, Middle/Junior High, and High Schools), as applicable to the LEA. The staff-to-student ratio must be based on the number of FTE staff and the number of enrolled students as counted on the first Wednesday in October of each year.

Action Tables

Complete the Data Entry Table for each action in the LCAP. The information entered into this table will automatically populate the other Action Tables. Information is only entered into the Data Entry Table, the Annual Update Table, the Contributing Actions Annual Update Table, and the LCFF Carryover Table. With the exception of the Data Entry Table, the word “input” has been added to column headers to aid in identifying the column(s) where information will be entered. Information is not entered on the remaining Action tables.

The following tables are required to be included as part of the LCAP adopted by the local governing board or governing body:

- Table 1: Total Planned Expenditures Table (for the coming LCAP Year)
- Table 2: Contributing Actions Table (for the coming LCAP Year)
- Table 3: Annual Update Table (for the current LCAP Year)
- Table 4: Contributing Actions Annual Update Table (for the current LCAP Year)
- Table 5: LCFF Carryover Table (for the current LCAP Year)

Note: The coming LCAP Year is the year that is being planned for, while the current LCAP year is the current year of implementation. For example, when developing the 2022–23 LCAP, 2022–23 will be the coming LCAP Year and 2021–22 will be the current LCAP Year.

Data Entry Table

The Data Entry Table may be included in the LCAP as adopted by the local governing board or governing body, but is not required to be included. In the Data Entry Table, input the following information for each action in the LCAP for that applicable LCAP year:

- **LCAP Year:** Identify the applicable LCAP Year.
- **1. Projected LCFF Base Grant:** Provide the total amount of LCFF funding the LEA estimates it will receive for the coming school year, excluding the supplemental and concentration grants and the add-ons for the Targeted Instructional Improvement Grant Program and the Home to School Transportation Program, pursuant to 5 CCR Section 15496(a)(8).

See *EC* sections 2574 (for COEs) and 42238.02 (for school districts and charter schools), as applicable, for LCFF apportionment calculations.

- **2. Projected LCFF Supplemental and/or Concentration Grants:** Provide the total amount of LCFF supplemental and concentration grants the LEA estimates it will receive on the basis of the number and concentration of unduplicated students for the coming school year.
- **3. Projected Percentage to Increase or Improve Services for the Coming School Year:** This percentage will not be entered; it is calculated based on the Projected LCFF Base Grant and the Projected LCFF Supplemental and/or Concentration Grants, pursuant to 5 CCR Section 15496(a)(8). This is the percentage by which services for unduplicated pupils must be increased or improved as compared to the services provided to all students in the coming LCAP year.

- **LCFF Carryover — Percentage:** Specify the LCFF Carryover — Percentage identified in the LCFF Carryover Table from the prior LCAP year. If a carryover percentage is not identified in the LCFF Carryover Table, specify a percentage of zero (0.00%).
- **Total Percentage to Increase or Improve Services for the Coming School Year:** This percentage will not be entered; it is calculated based on the Projected Percentage to Increase or Improve Services for the Coming School Year and the LCFF Carryover — Percentage. This is the percentage by which the LEA must increase or improve services for unduplicated pupils as compared to the services provided to all students in the coming LCAP year.
- **Goal #:** Enter the LCAP Goal number for the action.
- **Action #:** Enter the action’s number as indicated in the LCAP Goal.
- **Action Title:** Provide a title of the action.
- **Student Group(s):** Indicate the student group or groups who will be the primary beneficiary of the action by entering “All,” or by entering a specific student group or groups.
- **Contributing to Increased or Improved Services?:** Type “Yes” if the action **is** included as contributing to meeting the increased or improved services; OR, type “No” if the action is **not** included as contributing to meeting the increased or improved services.
- If “Yes” is entered into the Contributing column, then complete the following columns:
 - **Scope:** The scope of an action may be LEA-wide (i.e., districtwide, countywide, or charterwide), schoolwide, or limited. An action that is LEA-wide in scope upgrades the entire educational program of the LEA. An action that is schoolwide in scope upgrades the entire educational program of a single school. An action that is limited in its scope is an action that serves only one or more unduplicated student groups.
 - **Unduplicated Student Group(s):** Regardless of scope, contributing actions serve one or more unduplicated student groups. Indicate one or more unduplicated student groups for whom services are being increased or improved as compared to what all students receive.
 - **Location:** Identify the location where the action will be provided. If the action is provided to all schools within the LEA, the LEA must indicate “All Schools.” If the action is provided to specific schools within the LEA or specific grade spans only, the LEA must enter “Specific Schools” or “Specific Grade Spans.” Identify the individual school or a subset of schools or grade spans (e.g., all high schools or grades transitional kindergarten through grade five), as appropriate.

- **Time Span:** Enter “ongoing” if the action will be implemented for an indeterminate period of time. Otherwise, indicate the span of time for which the action will be implemented. For example, an LEA might enter “1 Year,” or “2 Years,” or “6 Months.”
- **Total Personnel:** Enter the total amount of personnel expenditures utilized to implement this action.
- **Total Non-Personnel:** This amount will be automatically calculated based on information provided in the Total Personnel column and the Total Funds column.
- **LCFF Funds:** Enter the total amount of LCFF funds utilized to implement this action, if any. LCFF funds include all funds that make up an LEA’s total LCFF target (i.e., base grant, grade span adjustment, supplemental grant, concentration grant, Targeted Instructional Improvement Block Grant, and Home-To-School Transportation).
 - **Note:** For an action to contribute towards meeting the increased or improved services requirement it must include some measure of LCFF funding. The action may also include funding from other sources, however the extent to which an action contributes to meeting the increased or improved services requirement is based on the LCFF funding being used to implement the action.
- **Other State Funds:** Enter the total amount of Other State Funds utilized to implement this action, if any.
- **Local Funds:** Enter the total amount of Local Funds utilized to implement this action, if any.
- **Federal Funds:** Enter the total amount of Federal Funds utilized to implement this action, if any.
- **Total Funds:** This amount is automatically calculated based on amounts entered in the previous four columns.
- **Planned Percentage of Improved Services:** For any action identified as contributing, being provided on a Limited basis to unduplicated students, and that does not have funding associated with the action, enter the planned quality improvement anticipated for the action as a percentage rounded to the nearest hundredth (0.00%). A limited action is an action that only serves foster youth, English learners, and/or low-income students.
 - As noted in the instructions for the Increased or Improved Services section, when identifying a Planned Percentage of Improved Services, the LEA must describe the methodology that it used to determine the contribution of the action towards the proportional percentage. The percentage of improved services for an action corresponds to the amount of LCFF funding that the LEA estimates it would expend to implement the action if it were funded.

For example, an LEA determines that there is a need to analyze data to ensure that instructional aides and expanded learning providers know what targeted supports to provide to students who are foster youth. The LEA could implement this action by hiring additional staff to collect and analyze data and to coordinate supports for students, which the LEA estimates would cost \$165,000.

Instead, the LEA chooses to utilize a portion of existing staff time to analyze data relating to students who are foster youth. This analysis will then be shared with site principals who will use the data to coordinate services provided by instructional assistants and expanded learning providers to target support to students. In this example, the LEA would divide the estimated cost of \$165,000 by the amount of LCFF Funding identified in the Data Entry Table and then convert the quotient to a percentage. This percentage is the Planned Percentage of Improved Service for the action.

Contributing Actions Table

As noted above, information will not be entered in the Contributing Actions Table; however, the 'Contributing to Increased or Improved Services?' column will need to be checked to ensure that only actions with a "Yes" are displaying. If actions with a "No" are displayed or if actions that are contributing are not displaying in the column, use the drop-down menu in the column header to filter only the "Yes" responses.

Annual Update Table

In the Annual Update Table, provide the following information for each action in the LCAP for the relevant LCAP year:

- **Estimated Actual Expenditures:** Enter the total estimated actual expenditures to implement this action, if any.

Contributing Actions Annual Update Table

In the Contributing Actions Annual Update Table, check the 'Contributing to Increased or Improved Services?' column to ensure that only actions with a "Yes" are displaying. If actions with a "No" are displayed or if actions that are contributing are not displaying in the column, use the drop-down menu in the column header to filter only the "Yes" responses. Provide the following information for each contributing action in the LCAP for the relevant LCAP year:

- **6. Estimated Actual LCFF Supplemental and/or Concentration Grants:** Provide the total amount of LCFF supplemental and concentration grants the LEA estimates it will actually receive based on of the number and concentration of unduplicated students in the current school year.
- **Estimated Actual Expenditures for Contributing Actions:** Enter the total estimated actual expenditure of LCFF funds used to implement this action, if any.
- **Estimated Actual Percentage of Improved Services:** For any action identified as contributing, being provided on a Limited basis only to unduplicated students, and that does not have funding associated with the action, enter the total estimated actual quality improvement anticipated for the action as a percentage rounded to the nearest hundredth (0.00%).

- Building on the example provided above for calculating the Planned Percentage of Improved Services, the LEA in the example implements the action. As part of the annual update process, the LEA reviews implementation and student outcome data and determines that the action was implemented with fidelity and that outcomes for foster youth students improved. The LEA reviews the original estimated cost for the action and determines that had it hired additional staff to collect and analyze data and to coordinate supports for students that estimated actual cost would have been \$169,500 due to a cost of living adjustment. The LEA would divide the estimated actual cost of \$169,500 by the amount of LCFF Funding identified in the Data Entry Table and then convert the quotient to a percentage. This percentage is the Estimated Actual Percentage of Improved Services for the action.

LCFF Carryover Table

- **9. Estimated Actual LCFF Base Grant:** Provide the total amount of LCFF funding the LEA estimates it will receive for the current school year, excluding the supplemental and concentration grants and the add-ons for the Targeted Instructional Improvement Grant Program and the Home to School Transportation Program, pursuant to 5 CCR Section 15496(a)(8).
- **10. Total Percentage to Increase or Improve Services for the Current School Year:** This percentage will not be entered. The percentage is calculated based on the amounts of the Estimated Actual LCFF Base Grant (9) and the Estimated Actual LCFF Supplemental and/or Concentration Grants (6), pursuant to 5 CCR Section 15496(a)(8), plus the LCFF Carryover – Percentage from the prior year. This is the percentage by which services for unduplicated pupils must be increased or improved as compared to the services provided to all students in the current LCAP year.

Calculations in the Action Tables

To reduce the duplication of effort of LEAs, the Action Tables include functionality such as pre-population of fields and cells based on the information provided in the Data Entry Table, the Annual Update Summary Table, and the Contributing Actions Table. For transparency, the functionality and calculations used are provided below.

Contributing Actions Table

- 4. Total Planned Contributing Expenditures (LCFF Funds)
 - This amount is the total of the Planned Expenditures for Contributing Actions (LCFF Funds) column
- 5. Total Planned Percentage of Improved Services
 - This percentage is the total of the Planned Percentage of Improved Services column
- Planned Percentage to Increase or Improve Services for the coming school year (4 divided by 1, plus 5)

- This percentage is calculated by dividing the Total Planned Contributing Expenditures (4) by the Projected LCFF Base Grant (1), converting the quotient to a percentage, and adding it to the Total Planned Percentage of Improved Services (5).

Contributing Actions Annual Update Table

Pursuant to *EC* Section 42238.07(c)(2), if the Total Planned Contributing Expenditures (4) is less than the Estimated Actual LCFF Supplemental and Concentration Grants (6), the LEA is required to calculate the difference between the Total Planned Percentage of Improved Services (5) and the Total Estimated Actual Percentage of Improved Services (7). If the Total Planned Contributing Expenditures (4) is equal to or greater than the Estimated Actual LCFF Supplemental and Concentration Grants (6), the Difference Between Planned and Estimated Actual Percentage of Improved Services will display “Not Required.”

- 6. Estimated Actual LCFF Supplemental and Concentration Grants
 - This is the total amount of LCFF supplemental and concentration grants the LEA estimates it will actually receive based on of the number and concentration of unduplicated students in the current school year.
- 4. Total Planned Contributing Expenditures (LCFF Funds)
 - This amount is the total of the Last Year's Planned Expenditures for Contributing Actions (LCFF Funds)
- 7. Total Estimated Actual Expenditures for Contributing Actions
 - This amount is the total of the Estimated Actual Expenditures for Contributing Actions (LCFF Funds)
- Difference Between Planned and Estimated Actual Expenditures for Contributing Actions (Subtract 7 from 4)
 - This amount is the Total Estimated Actual Expenditures for Contributing Actions (7) subtracted from the Total Planned Contributing Expenditures (4)
- 5. Total Planned Percentage of Improved Services (%)
 - This amount is the total of the Planned Percentage of Improved Services column
- 8. Total Estimated Actual Percentage of Improved Services (%)
 - This amount is the total of the Estimated Actual Percentage of Improved Services column
- Difference Between Planned and Estimated Actual Percentage of Improved Services (Subtract 5 from 8)

- This amount is the Total Planned Percentage of Improved Services (5) subtracted from the Total Estimated Actual Percentage of Improved Services (8)

LCFF Carryover Table

- 10. Total Percentage to Increase or Improve Services for the Current School Year (6 divided by 9 + Carryover %)
- This percentage is the Estimated Actual LCFF Supplemental and/or Concentration Grants (6) divided by the Estimated Actual LCFF Base Grant (9) plus the LCFF Carryover – Percentage from the prior year.
- 11. Estimated Actual Percentage of Increased or Improved Services (7 divided by 9, plus 8)
- This percentage is the Total Estimated Actual Expenditures for Contributing Actions (7) divided by the LCFF Funding (9), then converting the quotient to a percentage and adding the Total Estimated Actual Percentage of Improved Services (8).
- 12. LCFF Carryover — Dollar Amount LCFF Carryover (Subtract 11 from 10 and multiply by 9)
- If the Estimated Actual Percentage of Increased or Improved Services (11) is less than the Estimated Actual Percentage to Increase or Improve Services (10), the LEA is required to carry over LCFF funds.

The amount of LCFF funds is calculated by subtracting the Estimated Actual Percentage to Increase or Improve Services (11) from the Estimated Actual Percentage of Increased or Improved Services (10) and then multiplying by the Estimated Actual LCFF Base Grant (9). This amount is the amount of LCFF funds that is required to be carried over to the coming year.

- 13. LCFF Carryover — Percentage (12 divided by 9)
- This percentage is the unmet portion of the Percentage to Increase or Improve Services that the LEA must carry over into the coming LCAP year. The percentage is calculated by dividing the LCFF Carryover (12) by the LCFF Funding (9).

California Department of Education
January 2022